



EKSELANS BY ITS



EK RANGE OF LAN CABLE



ENTER THE EK WORLD

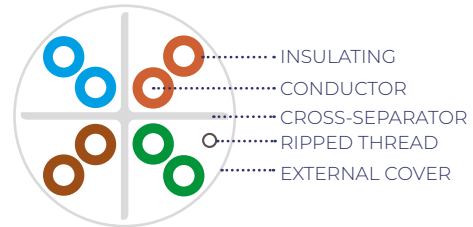


LAN CABLE CAT6 / CPR Dca EK ROLLER

CLUR 6 CUD

- ✓ 4 twisted pairs with cross
- ✓ CPR Dca
- ✓ 305m Coil
- ✓ Compatible with EK ROLLER

CPR
Dca



CLUR 6 CUD

Ek ROLLER

REFERENCE	CLUR 6 CUD	
Code	390018	
Construction	Screening	U/UTP
	Conductor material	BC, copper
	Diameter	24 AWG (0.51±0.01mm)
	Insulation material	HDPE
	Nominal thickness	0.21mm
	Diameter	0.93±0.05mm
	Outside cover material	LSZH
	Outside diameter	5.8±0.10mm
	Color	White RAL9010
	Cross-pair separator	Yes
Rip cord	Yes	
Electrical characteristics	Frequency range	1-250MHz
	Impedance	93.8Ω/Km
	Mutual capacitance	≤56nF/Km
	Maximum unbalanced capacity	≤330pF/100m
	Maximum unbalanced DC resistance	≤5%
	Sheath insulation voltage (DC, 1min.)	1KV
General	Minimum bend radius	65mm
	Storage Temp Range	-15°C ~ 75°C
	Temp range installation	-15°C ~ 75°C
	Work temperature	0°C ~ 60°C
	Maximum pulling force	25lbs
CPR	Dca	
Packaging	Wooden spool 305m compatible with Ek ROLLER	
Weight	Kg	11,5 / 9,7
Color code	Pair1	Blue – white/blue
	Pair2	Orange – white/orange
	Pair3	Green – White/green
	Pair4	Brown – white/brown

Frequency (MHZ)	Att. Max. (dB/100m)	NEXT (dB)	RL (dB)	PS-NEXT (dB)	ELFEXT (dB)	PSELFEXT (dB)
1	3.0	65.0	19.1	62.0	64.2	61.2
4	3.5	64.1	21.0	61.8	52.1	49.1
8	5.0	59.4	21.0	57.0	46.1	43.1
10	5.5	57.8	21.0	55.5	44.2	41.2
16	7.0	54.6	20.0	52.2	40.1	37.1
20	7.9	53.1	19.5	50.7	38.2	35.2
25	8.9	51.5	19.0	49.1	36.2	33.2
31.25	10.0	50.0	18.5	47.5	34.3	31.3
62.5	14.4	45.1	16.0	42.7	28.3	25.3
100	18.6	41.8	14.0	39.3	24.2	21.2
200	27.4	36.9	11.0	34.3	18.2	15.2
250	31.1	35.3	10.0	32.7	16.2	13.2

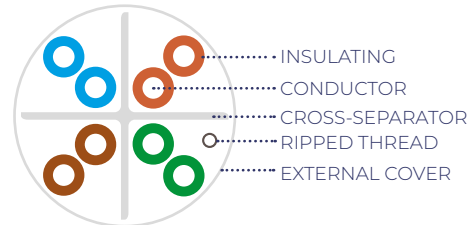
LAN CABLE CAT6 / CPR Dca

EK ROLLER

CLUR 6 CUD/500

- ✓ 4 twisted pairs with cross
- ✓ CPR Dca
- ✓ 500m Coil
- ✓ Compatible with EK ROLLER

**CPR
Dca**



**CLUR 6
CUD/500**

REFERENCE	CLUR 6 CUD/500	
Code	390026	
Construction	Screening	U/UTP
	Conductor material	BC, copper
	Diameter	24 AWG (0.51±0.01mm)
	Insulation material	HDPE
	Nominal thickness	0.21mm
	Diameter	0.93±0.05mm
	Outside cover material	LSZH
	Outside diameter	5.8±0.10mm
	Color	White RAL9010
	Cross-pair separator	Yes
Rip cord	Yes	
Electrical characteristics	Frequency range	1-250MHz
	Impedance	93.8Ω/Km
	Mutual capacitance	≤56nF/Km
	Maximum unbalanced capacity	≤330pF/100m
	Maximum unbalanced DC resistance	≤5%
	Sheath insulation voltage (DC, 1min.)	1KV
General	Minimum bend radius	65mm
	Storage Temp Range	-15°C ~ 75°C
	Temp range installation	-15°C ~ 75°C
	Work temperature	0°C ~ 60°C
	Maximum pulling force	25lbs
CPR	Dca	
Packaging	Wooden spool 500m compatible with Ek ROLLER	
Weight	Kg	11,5 / 9,7
Color code	Pair1	Blue – white/blue
	Pair2	Orange – white/orange
	Pair3	Green – White/green
	Pair4	Brown – white/brown

Frequency (MHZ)	Att. Max. (dB/100m)	NEXT (dB)	RL (dB)	PS-NEXT (dB)	ELFEXT (dB)	PSELFEXT (dB)
1	3.0	65.0	19.1	62.0	64.2	61.2
4	3.5	64.1	21.0	61.8	52.1	49.1
8	5.0	59.4	21.0	57.0	46.1	43.1
10	5.5	57.8	21.0	55.5	44.2	41.2
16	7.0	54.6	20.0	52.2	40.1	37.1
20	7.9	53.1	19.5	50.7	38.2	35.2
25	8.9	51.5	19.0	49.1	36.2	33.2
31.25	10.0	50.0	18.5	47.5	34.3	31.3
62.5	14.4	45.1	16.0	42.7	28.3	25.3
100	18.6	41.8	14.0	39.3	24.2	21.2
200	27.4	36.9	11.0	34.3	18.2	15.2
250	31.1	35.3	10.0	32.7	16.2	13.2

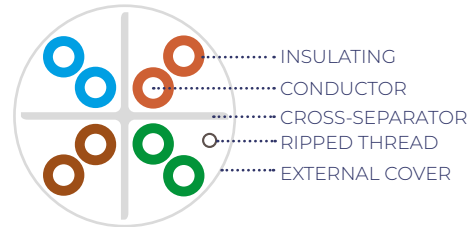
Ek ROLLER

LAN CABLE CAT6 EK ROLLER

CLUR 6 CU-E

- ✓ 4 twisted pairs with cross
- ✓ Black PE for outdoor use
- ✓ 305m Coil
- ✓ Compatible with EK ROLLER

CPR
Dca



CLUR 6 CU-E

REFERENCE	CLUR 6 CU-E	
Code	390019	
Construction	Screening	U/UTP
	Conductor material	BC, copper
	Diameter	24 AWG (0.51±0.01mm)
	Insulation material	HDPE
	Nominal thickness	0.21mm
	Diameter	0.93±0.05mm
	Outside cover material	PE
	Outside diameter	5.6±0.5mm
	Color	Black
	Cross-pair separator	Yes
	Rip cord	Yes
Electrical characteristics	Frequency range	1-250MHz
	Impedance	93.8Ω/Km
	Mutual capacitance	≤56nF/Km
	Maximum unbalanced capacity	≤330pF/100m
	Maximum unbalanced DC resistance	≤5%
	Sheath insulation voltage (DC, 1min.)	1KV
General	Minimum bend radius	65mm
	Storage Temp Range	-40°C ~ 75°C
	Temp range installation	-30°C ~ 75°C
	Work temperature	-40°C ~ 75°C
	Maximum pulling force	25lbs
CPR	Dca	
Packaging	Wooden spool 305m compatible with Ek ROLLER	
Weight	Kg	11,5 / 9,7
Color code	Pair1	Blue – white/blue
	Pair2	Orange – white/orange
	Pair3	Green – White/green
	Pair4	Brown – white/brown

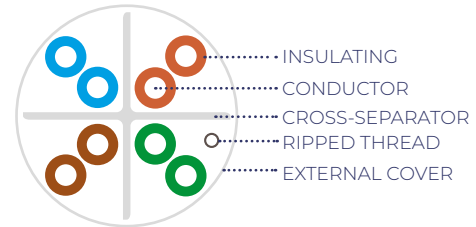
Frequency (MHZ)	Att. Max. (dB/100m)	NEXT (dB)	RL (dB)	PS-NEXT (dB)	ELFEXT (dB)	PSELFEXT (dB)
1	3.0	65.0	19.1	62.0	64.2	61.2
4	3.5	64.1	21.0	61.8	52.1	49.1
8	5.0	59.4	21.0	57.0	46.1	43.1
10	5.5	57.8	21.0	55.5	44.2	41.2
16	7.0	54.6	20.0	52.2	40.1	37.1
20	7.9	53.1	19.5	50.7	38.2	35.2
25	8.9	51.5	19.0	49.1	36.2	33.2
31.25	10.0	50.0	18.5	47.5	34.3	31.3
62.5	14.4	45.1	16.0	42.7	28.3	25.3
100	18.6	41.8	14.0	39.3	24.2	21.2
200	27.4	36.9	11.0	34.3	18.2	15.2
250	31.1	35.3	10.0	32.7	16.2	13.2

LAN CABLE CAT6 EK ROLLER

CLUR 6 CUB

- ✓ 4 twisted pairs with cross
- ✓ CPR B2ca s1 d2 a1LSZH
- ✓ 305m Coil
- ✓ Compatible with EK ROLLER

**CPR
Dca**



CLUR 6 CUB

Ek ROLLER

REFERENCE	CLUR 6 CUB	
Code	390022	
Construction	Screening	U/UTP
	Conductor material	BC, cobre
	Diameter	23 AWG (0.56±0.02mm)
	Insulation material	HDPE
	Nominal thickness	0.21mm
	Diameter	1.0±0.05mm
	Outside cover material	LSZH
	Outside diameter	6.3±0.5mm
	Color	White RAL9010
	Cross-pair separator	Si
Rip cord	Si	
Electrical characteristics	Frequency range	1-500MHz
	Impedance	93.8Ω/Km
	Mutual capacitance	≤56nF/Km
	Maximum unbalanced capacity	≤330pF/100m
	Maximum unbalanced DC resistance	≤5%
	Sheath insulation voltage (DC, 1min.)	1KV
General	Minimum bend radius	65mm
	Storage Temp Range	-15°C ~ 75°C
	Temp range installation	-15°C ~ 75°C
	Work temperature	0°C ~ 60°C
	Maximum pulling force	25lbs
CPR	B2ca s1 d2 a1	
Packaging	Wooden spool 305m compatible with Ek ROLLER	
Weight	Kg	11,5 / 9.7
Color code	Pair1	Blue - white/blue
	Pair2	Orange - white/orange
	Pair3	Green - White/green
	Pair4	Brown - white/brown

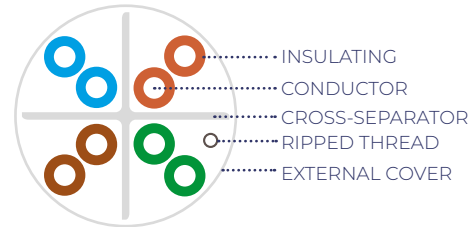
Frequency (MHZ)	Att. Max. (dB/100m)	NEXT (dB)	RL (dB)	PS-NEXT (dB)	ELFEXT (dB)	PSELFEXT (dB)
1	3.0	65.0	19.1	62.0	64.2	61.2
4	3.5	64.1	21.0	61.8	52.1	49.1
8	5.0	59.4	21.0	57.0	46.1	43.1
10	5.5	57.8	21.0	55.5	44.2	41.2
16	7.0	54.6	20.0	52.2	40.1	37.1
20	7.8	53.1	19.5	50.7	38.2	35.2
25	8.8	51.5	19.0	49.1	36.2	33.2
31.25	9.8	50.0	18.5	47.5	34.3	31.3
62.5	14.0	45.1	16.0	42.7	28.3	25.3
100	18.0	41.8	14.0	39.3	24.2	21.2
200	26.1	36.9	11.0	34.3	18.2	15.2
250	29.5	35.3	10.0	32.7	16.2	13.2
350	35.6	31.8	8.6	29.1	13.3	10.3
500	43.8	26.7	8.0	23.8	10.2	7.2

LAN CABLE CAT6 EK ROLLER

CLUR 6 CCA

- ✓ 4 twisted pairs with cross
- ✓ CPR Eca
- ✓ 305m Coil
- ✓ Compatible with EK ROLLER

CPR
Dca



REFERENCE	CLUR 6 CCA	
Code	390017	
Construction	Screening	U/UTP
	Conductor material	CCA
	Diameter	23 AWG (0.57±0.005mm)
	Insulation material	HDPE
	Nominal thickness	0.21mm
	Diameter	0.93±0.05mm
	Outside cover material	PVC-FR
	Outside diameter	6,10±0.3mm
	Color	White RAL9010
	Cross-pair separator	Yes
Rip cord	Yes	
Electrical characteristics	Frequency range	1-250MHz
	Impedance	100±15Ω
	Mutual capacitance	≤56nF/Km
	Maximum unbalanced capacity	≤330pF/100m
	Maximum unbalanced DC resistance	≤9,5Ω/100m
	Sheath insulation voltage (DC, 1min.)	1KV
General	Minimum bend radius	30mm
	Storage Temp Range	-20°C ~ 80°C
	Temp range installation	-20°C ~ 80°C
	Work temperature	-20°C ~ 80°C
	Maximum pulling force	100N
	CPR	Eca
Packaging	Wooden spool 305m compatible with Ek ROLLER	
Weight	Kg	11,5 / 9,7
Color code	Pair1	Blue – white/blue
	Pair2	Orange – white/orange
	Pair3	Green – White/green
	Pair4	Brown – white/brown

Frequency (MHZ)	Att. Max. (dB/100m)	NEXT (dB)	RL (dB)	PS-NEXT (dB)	ELFEXT (dB)	PSELFEXT (dB)
1	2.0	74.3	20.0	72.3	67.8	64.8
4	3.8	65.3	23.0	63.3	55.8	52.8
8	5.3	60.8	24.5	58.8	49.7	46.7
10	6.0	59.3	25.0	57.3	47.8	44.8
16	7.6	56.2	25.0	54.2	43.7	40.7
20	8.5	54.8	25.0	52.8	41.8	38.8
25	9.5	53.3	24.3	51.3	39.8	36.8
31.25	10.7	51.9	23.6	49.9	37.9	34.9
62.5	15.4	47.4	21.5	45.4	31.9	28.9
100	19.8	44.3	20.1	42.3	27.8	24.8
200	29.0	39.8	18.0	37.8	21.8	18.8
250	32.8	38.3	17.3	36.3	19.8	16.8



CLUR 6 CCA

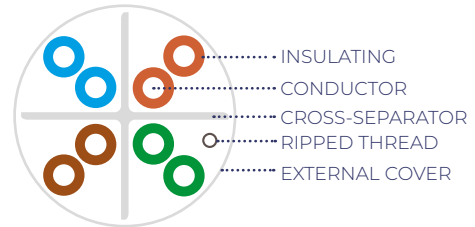
LAN CABLE CAT6 EK ROLLER

CLUR 6 CCA-100

- ✓ 4 twisted pairs with cross
- ✓ CPR Eca
- ✓ 305m Coil
- ✓ Compatible with EK ROLLER

CPR
Dca

REFERENCE		CLUR 6 CCA-100
Code		390016
Construction	Screening	U/UTP
	Conductor material	CCA
	Diameter	23 AWG (0,57±0,005mm)
	Insulation material	HDPE
	Nominal thickness	0.21mm
	Diameter	0.93±0.05mm
	Outside cover material	PVC-FR
	Outside diameter	6,10±0.3mm
	Color	White RAL9010
	Cross-pair separator	Yes
Rip cord	Yes	
Electrical characteristics	Frequency range	1-250MHz
	Impedance	100±15Ω
	Mutual capacitance	≤56nF/Km
	Maximum unbalanced capacity	≤330pF/100m
	Maximum unbalanced DC resistance	≤9,5Ω/100m
Sheath insulation voltage (DC, 1min.)	1kV	
General	Minimum bend radius	30mm
	Storage Temp Range	-20°C ~ 80°C
	Temp range installation	-20°C ~ 80°C
	Work temperature	-20°C ~ 80°C
	Maximum pulling force	100N
CPR	Eca	
Packaging		Carton spool 100m compatible with Ek ROLLER
Weight	Kg	11,5 / 9.7
Color code	Pair1	Blue - white/blue
	Pair2	Orange - white/orange
	Pair3	Green - White/green
	Pair4	Brown - white/brown



Frequency (MHZ)	Att. Max. (dB/100m)	NEXT (dB)	RL (dB)	PS-NEXT (dB)	ELFEXT (dB)	PSELFEXT (dB)
1	2.0	74.3	20.0	72.3	67.8	64.8
4	3.8	65.3	23.0	63.3	55.8	52.8
8	5.3	60.8	24.5	58.8	49.7	46.7
10	6.0	59.3	25.0	57.3	47.8	44.8
16	7.6	56.2	25.0	54.2	43.7	40.7
20	8.5	54.8	25.0	52.8	41.8	38.8
25	9.5	53.3	24.3	51.3	39.8	36.8
31.25	10.7	51.9	23.6	49.9	37.9	34.9
62.5	15.4	47.4	21.5	45.4	31.9	28.9
100	19.8	44.3	20.1	42.3	27.8	24.8
200	29.0	39.8	18.0	37.8	21.8	18.8
250	32.8	38.3	17.3	36.3	19.8	16.8



**CLUR 6
CCA-100**

LAN CABLE CAT6A EK ROLLER

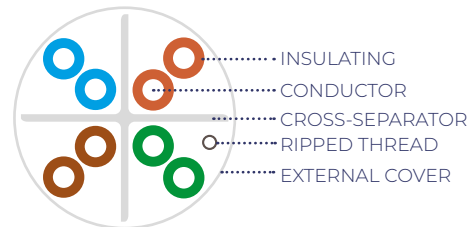
CLUR 6A CUD

- ✓ 4 twisted pairs with cross
- ✓ CPR B2ca s1 d2 a1LSZH
- ✓ 305m Coil
- ✓ Compatible with EK ROLLER

REFERENCE		CLUR 6A CUD
Code		390023
Construction	Screening	U/UTP
	Conductor material	BC, cobre
	Diameter	23 AWG (0.56±0.02mm)
	Insulation material	HDPE
	Nominal thickness	0.7mm
	Diameter	1.0±0.05mm
	Outside cover material	LSZH
	Outside diameter	7,2±0.3mm
	Color	White RAL9010
	Cross-pair separator	SI
Rip cord	SI	
Electrical characteristics	Frequency range	1-500MHz
	Impedance	100±15Ω
	Mutual capacitance	≤56nF/Km
	Maximum unbalanced capacity	≤330pF/100m
	Maximum unbalanced DC resistance	≤5%
	Sheath insulation voltage (DC, 1min.)	1kV
General	Minimum bend radius	8 x O.D. mm
	Storage Temp Range	-15°C ~ 75°C
	Temp range installation	-15°C ~ 75°C
	Work temperature	0°C ~ 60°C
	Maximum pulling force	25lbs
CPR	Dca	
Packaging		Wooden spool 305m compatible with Ek ROLLER
Weight	Kg	11,5 / 9,7
Color code	Pair1	Blue - white/blue
	Pair2	Orange - white/orange
	Pair3	Green - White/green
	Pair4	Brown - white/brown

Frequency (MHZ)	Att. Máx. (dB/100m)	NEXT (dB)	RL (dB)	PS-NEXT (dB)
1	2,1	74,3	20	72,3
4	3,8	65,3	23	63,3
10	5,9	59,3	25	57,3
16	7,5	56,2	25	54,2
20	8,4	54,8	25	52,8
31.25	10,5	51,9	23,6	49,9
62.5	15	47,7	21,5	45,4
100	19,1	44,3	20,1	42,3
200	27,6	39,8	18	37,8
250	31,1	38,3	17,3	36,3
300	34,3	27,1	16,8	35,1
500	45,3	33,8	15,2	31,8

**CPR
Dca**



CLUR 6A CUD

LAN CABLE CAT6A

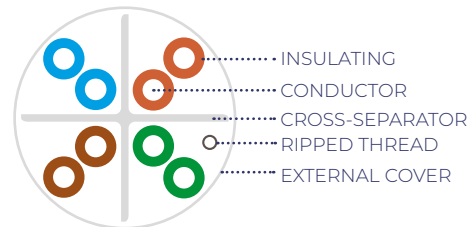
EK ROLLER

CLUR 6 AB

- ✓ 4 twisted pairs with cross
- ✓ CPR B2ca s1 d2 a1LSZH
- ✓ 305m Coil
- ✓ Compatible with EK ROLLER

REFERENCE		CLUR 6 AB
Code		390024
Construction	Screening	U/UTP
	Conductor material	BC, Copper
	Diameter	23 AWG (0.56±0.02mm)
	Insulation material	HDPE
	Nominal thickness	0.7mm
	Diameter	1.0±0.05mm
	Outside cover material	LSZH
	Outside diameter	7,2±0.3mm
	Color	White RAL9010
	Cross-pair separator	Yes
	Rip cord	Yes
Electrical characteristics	Frequency range	1-500MHz
	Impedance	100±15Ω
	Mutual capacitance	≤56nF/Km
	Maximum unbalanced capacity	≤330pF/100m
	Maximum unbalanced DC resistance	≤5%
	Sheath insulation voltage (DC, 1min.)	1kV
General	Minimum bend radius	8 x O.D. mm
	Storage Temp Range	-15°C ~ 75°C
	Temp range installation	-15°C ~ 75°C
	Work temperature	0°C ~ 60°C
	Maximum pulling force	25lbs
	CPR	B2ca s1 d2 a1
Packaging		Wooden spool 305m compatible with EK ROLLER
Weight	Kg	11,5 / 9,7
Color code	Pair1	Blue – white/blue
	Pair2	Orange – white/orange
	Pair3	Green – White/green
	Pair4	Brown – white/brown

Frequency (MHZ)	Att. Max. (dB/100m)	NEXT (dB)	RL (dB)	PS-NEXT (dB)	ELFEXT (dB)	PSELFEXT (dB)
1	3.0	65.0	19.1	62.0	64.2	61.2
4	3.5	64.1	21.0	61.8	52.1	49.1
8	5.0	59.4	21.0	57.0	46.1	43.1
10	5.5	57.8	21.0	55.5	44.2	41.2
16	7.0	54.6	20.0	52.2	40.1	37.1
20	7.8	53.1	19.5	50.7	38.2	35.2
25	8.8	51.5	19.0	49.1	36.2	33.2
31.25	9.8	50.0	18.5	47.5	34.3	31.3
62.5	14.0	45.1	16.0	42.7	28.3	25.3
100	18.0	41.8	14.0	39.3	24.2	21.2
200	26.1	36.9	11.0	34.3	18.2	15.2
250	29.5	35.3	10.0	32.7	16.2	13.2
350	35.6	31.8	8.6	29.1	13.3	10.3
500	43.8	26.7	8.0	23.8	10.2	7.2




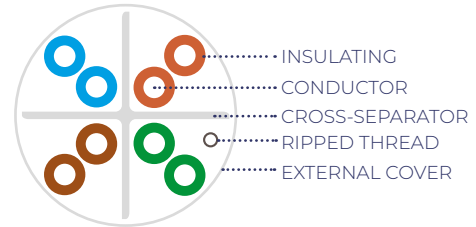
CLUR 6 AB

CLU 6 CUD

- ✓ 4 twisted pairs with cross
- ✓ Plastic spool for easy pulling
- ✓ CPR Dca LSZH

Referencia	CLU 6 CUD	
Código	390010	
Construcción	Apantallamiento	U/UTP
	Material del conductor	BC, cobre
	Diámetro del conductor	24 AWG (0.51±0.01mm)
	Material aislamiento	HDPE
	Grosor nominal	0.21mm
	Diámetro	0.93±0.05mm
	Material cubierta exterior	LSZH
	Diámetro exterior	5.8±0.10mm
	Color	Blanco RAL9010
	Cruceta	SI
Hilo de rasgado	SI	
Características eléctricas	Rango de frecuencias	1-250MHz
	Impedancia	93.8Ω/Km
	Capacidad nominal mutua	≤56nF/Km
	Capacidad máxima no balanceada	≤330pF/100m
	Resistencia máxima DC no balanceada	≤5%
	Tensión aislamiento funda (CC, 1min.)	1KV
General	Radio de curvatura mínimo	65mm
	Rango Temp. almacenamiento	-15°C ~ 75°C
	Rango Temp. instalación	-15°C ~ 75°C
	Temperatura de trabajo	0°C ~ 60°C
	Máxima fuerza de tracción	25lbs
	CPR	Dca s2 d2 a2
Embalaje	Carrete en caja de 305m	
Peso	Kg	11,5 / 9.7
Código de colores	Par1	Azul - blanco/azul
	Par2	Naranja - blanco/naranja
	Par3	Verde - blanco/verde
	Par4	Marrón - blanco/marrón

CPR
Dca



CLU 6 CUD

Frecuencia (MHZ)	Att. Máx. (dB/100m)	NEXT (dB)	RL (dB)	PS-NEXT (dB)	ELFEXT (dB)	PSELFEXT (dB)
1	3.0	65.0	19.1	62.0	64.2	61.2
4	3.5	64.1	21.0	61.8	52.1	49.1
8	5.0	59.4	21.0	57.0	46.1	43.1
10	5.5	57.8	21.0	55.5	44.2	41.2
16	7.0	54.6	20.0	52.2	40.1	37.1
20	7.9	53.1	19.5	50.7	38.2	35.2
25	8.9	51.5	19.0	49.1	36.2	33.2
31.25	10.0	50.0	18.5	47.5	34.3	31.3
62.5	14.4	45.1	16.0	42.7	28.3	25.3
100	18.6	41.8	14.0	39.3	24.2	21.2
200	27.4	36.9	11.0	34.3	18.2	15.2
250	31.1	35.3	10.0	32.7	16.2	13.2


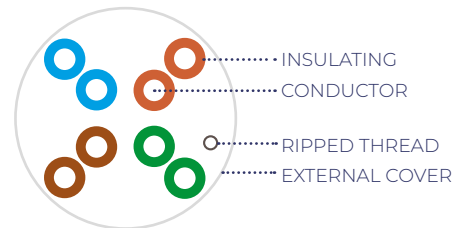
Reference	CLU6A	
Code	390003	
Construction	Screening	U/UTP
	Conductor material	BC, copper
	Diameter	23 AWG (0.56±0.02mm)
	Insulation material	HDPE
	Nominal thickness	0.21mm
	Diameter	1.0±0.05mm
	Outside cover material	LSZH
	Outside diameter	6.95±0.5mm
	Color	White RAL9010
	Cross-pair separator	Yes
Rip cord	Yes	
Electrical characteristics	Frequency range	1-500MHz
	Impedance	93.8Ω/Km
	Mutual capacitance	≤56nF/Km
	Maximum unbalanced capacity	≤330pF/100m
	Maximum unbalanced DC resistance	≤5%
	Sheath insulation voltage (DC, 1min.)	1KV
General	Minimum bend radius	65mm
	Storage Temp Range	-15°C ~ 75°C
	Temp range installation	-15°C ~ 75°C
	Work temperature	0°C ~ 60°C
	Maximum pulling force	25lbs
	CPR	Eca
Packaging	Reel in box of 305m	
Weight	Kg	15 / 13
Color code	Pair1	Blue – white/blue
	Pair2	Orange – white/orange
	Pair3	Green – White/green
	Pair4	Brown – white/brown

Frequency (MHZ)	Att. Max. (dB/100m)	NEXT (dB)	RL (dB)	PS-NEXT (dB)	ELFEXT (dB)	PSELFEXT (dB)
1	3.0	65.0	19.1	62.0	64.2	61.2
4	3.5	64.1	21.0	61.8	52.1	49.1
8	5.0	59.4	21.0	57.0	46.1	43.1
10	5.5	57.8	21.0	55.5	44.2	41.2
16	7.0	54.6	20.0	52.2	40.1	37.1
20	7.8	53.1	19.5	50.7	38.2	35.2
25	8.8	51.5	19.0	49.1	36.2	33.2
31.25	9.8	50.0	18.5	47.5	34.3	31.3
62.5	14.0	45.1	16.0	42.7	28.3	25.3
100	18.0	41.8	14.0	39.3	24.2	21.2
200	26.1	36.9	11.0	34.3	18.2	15.2
250	29.5	35.3	10.0	32.7	16.2	13.2
350	35.6	31.8	8.6	29.1	13.3	10.3
500	43.8	26.7	8.0	23.8	10.2	7.2

CLU 6 A

- ✓ 4 twisted pairs with cross
- ✓ Plastic spool for easy pulling
- ✓ 23 AWG
- ✓ Jacket LSZH
- ✓ CPR Eca

CPR
Dca



CLU 6 A

TECHNICAL
CERTIFICATION
TEST



Cable ID: UTP CAT6 CLU 6 CCA

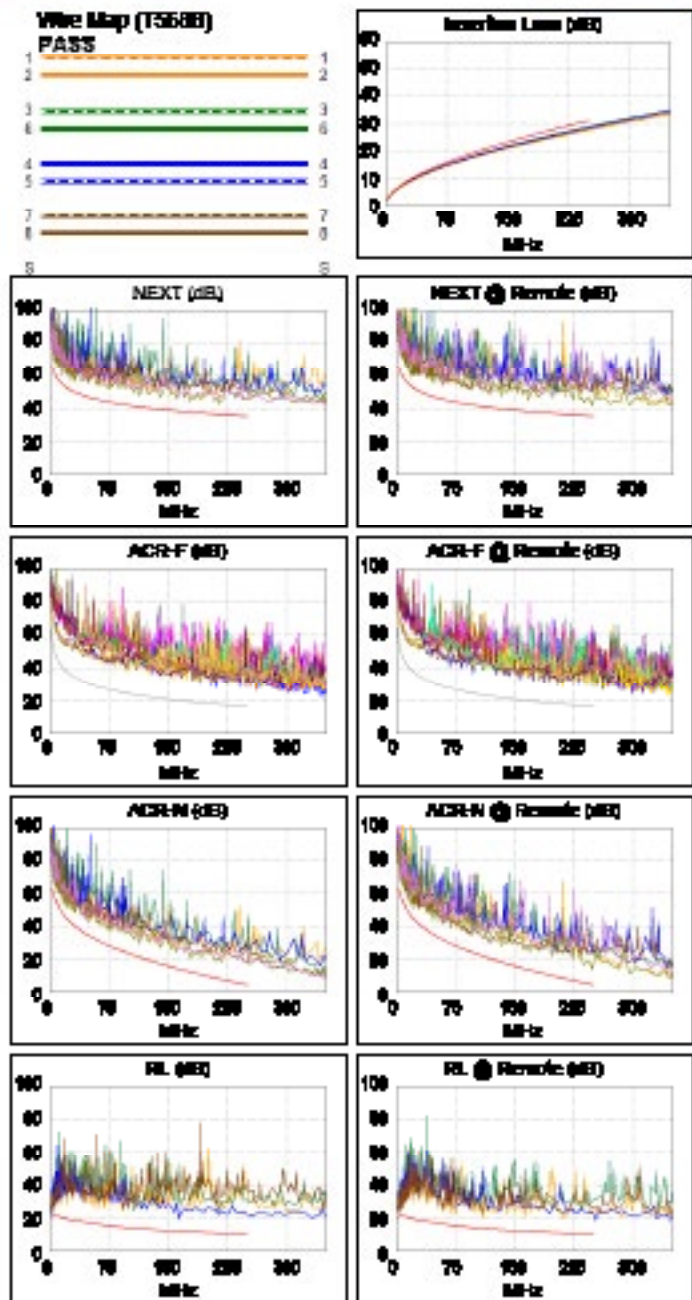

Date / Time: 05/20/2019 08:45:32 AM
Headroom 2,2dB (NEXT 45-78)
Test Limit: TIA Cat 6 Perm. Link Cable
Type: Cat 6 U/UTP
NVP: 69.0%

Software Version: V5.1 Build 4
Limits Version: V8.1
Calibration Start Date:

Test Summary: PASS

Model: DSX-5000
Main S/N: 2405257
Remote S/N: 2420489
Main Adapter: DSX-PLA004
Remote Adapter: DSX-PLA004

Length (ft), Limit 285	[Pair 12]	230
Prop. Delay (ns), Limit 498	[Pair 45]	344
Delay Skew (ns), Limit 44	[Pair 45]	5
Resistance (ohms)	[Pair 12]	34.7
Insertion Loss Margin (dB)	[Pair 36]	2.3
Frequency (MHz)	[Pair 36]	100
Limit (dB)	[Pair 36]	24



Worst Case Margin Worst Case Value

PASS	MAIN	SR	MAIN	SR
Worst Pair	36-78	36-78	36-78	36-78
NEXT (dB)	6.4	6.1	6.6	6.7
Freq. (MHz)	178.0	17.5	214.5	248.0
Limit (dB)	37.8	54.0	38.4	35.4
Worst Pair	78	36	78	36
PS NEXT (dB)	7.5	7.8	7.8	8.4
Freq. (MHz)	44.3	132.0	214.5	248.0
Limit (dB)	45.1	37.3	33.8	32.8

PASS	MAIN	SR	MAIN	SR
Worst Pair	12-78	78-12	12-78	78-12
ACR-F (dB)	11.7	12.1	12.9	13.2
Freq. (MHz)	211.5	211.5	241.5	241.5
Limit (dB)	17.7	17.7	18.5	18.5
Worst Pair	78	36	78	36
PS ACR-F (dB)	12.9	13.7	12.9	13.7
Freq. (MHz)	211.5	226.0	211.5	226.0
Limit (dB)	14.7	14.1	14.7	14.1

NOA	MAIN	SR	MAIN	SR
Worst Pair	36-78	36-78	36-78	36-78
ACR-N (dB)	7.7	6.8	8.2	8.8
Freq. (MHz)	4.8	17.5	214.5	248.0
Limit (dB)	58.1	46.8	8.0	4.4
Worst Pair	78	78	78	36
PS ACR-N (dB)	8.3	8.4	12.8	10.8
Freq. (MHz)	44.3	17.5	243.5	248.0
Limit (dB)	33.1	44.2	2.3	1.8

PASS	MAIN	SR	MAIN	SR
Worst Pair	12	12	45	12
RL (dB)	5.0	4.4	8.0	8.3
Freq. (MHz)	3.9	3.9	183.5	213.0
Limit (dB)	21.0	21.0	11.9	10.7

Compliant Methods (Automatic):
 10BASE-T 100BASE-TX 100BASE-T4
 100BASE-T ATM-25 ATM-51
 ATM-155 100VG-AvgLan TR-4
 TR-16 Active TR-16 Passive



Cable ID: UTP CAT6 CLU6CU

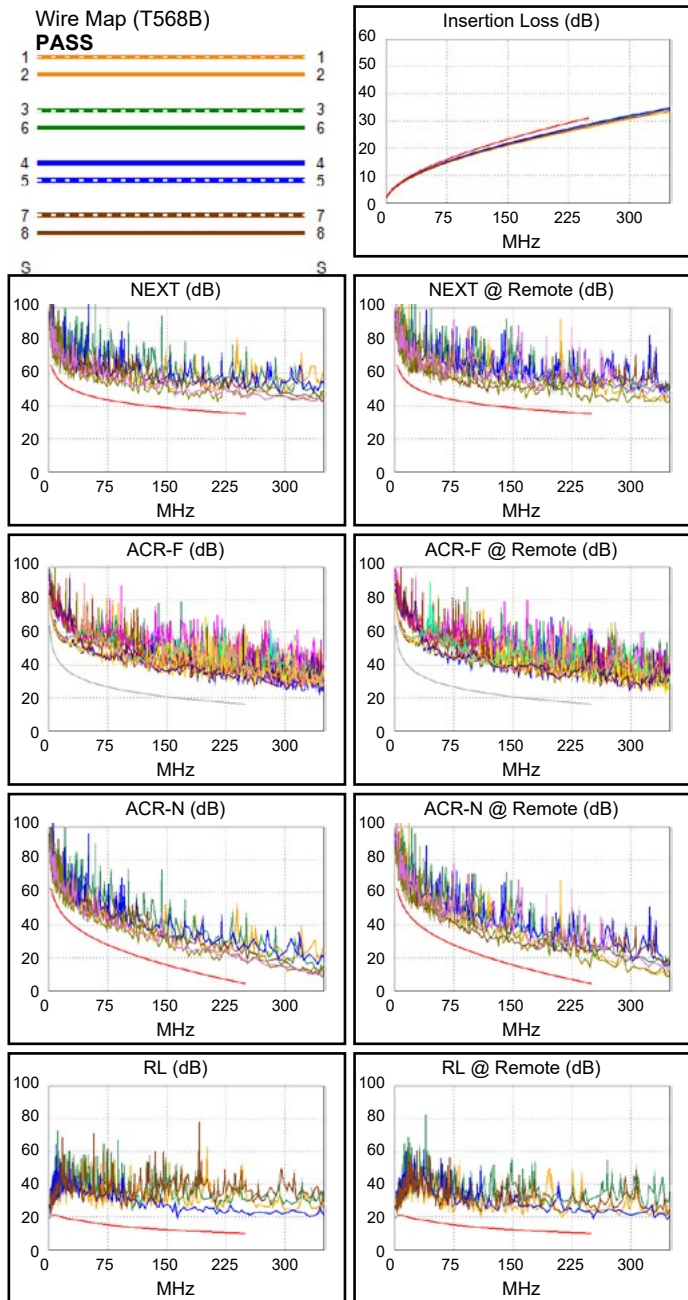
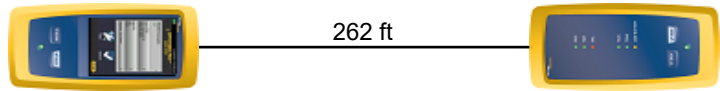
Date / Time: 05/20/2019 08:45:32 AM
Headroom 6.1 dB (NEXT 36-78)
Test Limit: TIA Cat 6 Perm. Link
 Cable Type: Cat 6 U/UTP
 NVP: 69.0%

Software Version: V5.1 Build 4
 Limits Version: V6.1
 Calibration Start Date:

Test Summary: PASS

Model: DSX-5000
 Main S/N: 2405257
 Remote S/N: 2420489
 Main Adapter: DSX-PLA004
 Remote Adapter: DSX-PLA004

Length (ft), Limit 295	[Pair 12]	262
Prop. Delay (ns), Limit 498	[Pair 45]	431
Delay Skew (ns), Limit 44	[Pair 45]	21
Resistance (ohms)	[Pair 12]	15.67
Insertion Loss Margin (dB)	[Pair 36]	3.9
Frequency (MHz)	[Pair 36]	250.0
Limit (dB)	[Pair 36]	31.1



Worst Case Margin Worst Case Value

PASS	MAIN	SR	MAIN	SR
Worst Pair	36-78	36-78	36-78	36-78
NEXT (dB)	6.4	6.1	6.6	6.7
Freq. (MHz)	178.0	17.5	214.5	248.0
Limit (dB)	37.8	54.0	36.4	35.4
Worst Pair	78	36	78	36
PS NEXT (dB)	7.5	7.8	7.8	8.4
Freq. (MHz)	44.3	132.0	214.5	248.0
Limit (dB)	45.1	37.3	33.8	32.8

PASS	MAIN	SR	MAIN	SR
Worst Pair	12-78	78-12	12-78	78-12
ACR-F (dB)	11.7	12.1	12.9	13.2
Freq. (MHz)	211.5	211.5	241.5	241.5
Limit (dB)	17.7	17.7	16.5	16.5
Worst Pair	78	36	78	36
PS ACR-F (dB)	12.9	13.7	12.9	13.7
Freq. (MHz)	211.5	226.0	211.5	226.0
Limit (dB)	14.7	14.1	14.7	14.1

N/A	MAIN	SR	MAIN	SR
Worst Pair	36-78	36-78	36-78	36-78
ACR-N (dB)	7.7	6.6	9.2	9.8
Freq. (MHz)	4.8	17.5	214.5	248.0
Limit (dB)	59.1	46.6	8.0	4.4
Worst Pair	78	78	78	36
PS ACR-N (dB)	8.3	8.4	12.8	10.8
Freq. (MHz)	44.3	17.5	243.5	248.0
Limit (dB)	33.1	44.2	2.3	1.8

PASS	MAIN	SR	MAIN	SR
Worst Pair	12	12	45	12
RL (dB)	5.0	4.4	8.0	8.3
Freq. (MHz)	3.9	3.9	163.5	213.0
Limit (dB)	21.0	21.0	11.9	10.7

Compliant Network Standards:
 10BASE-T 100BASE-TX 100BASE-T4
 1000BASE-T ATM-25 ATM-51
 ATM-155 100VG-AnyLan TR-4
 TR-16 Active TR-16 Passive



Cable ID: CLU 6 CU-E

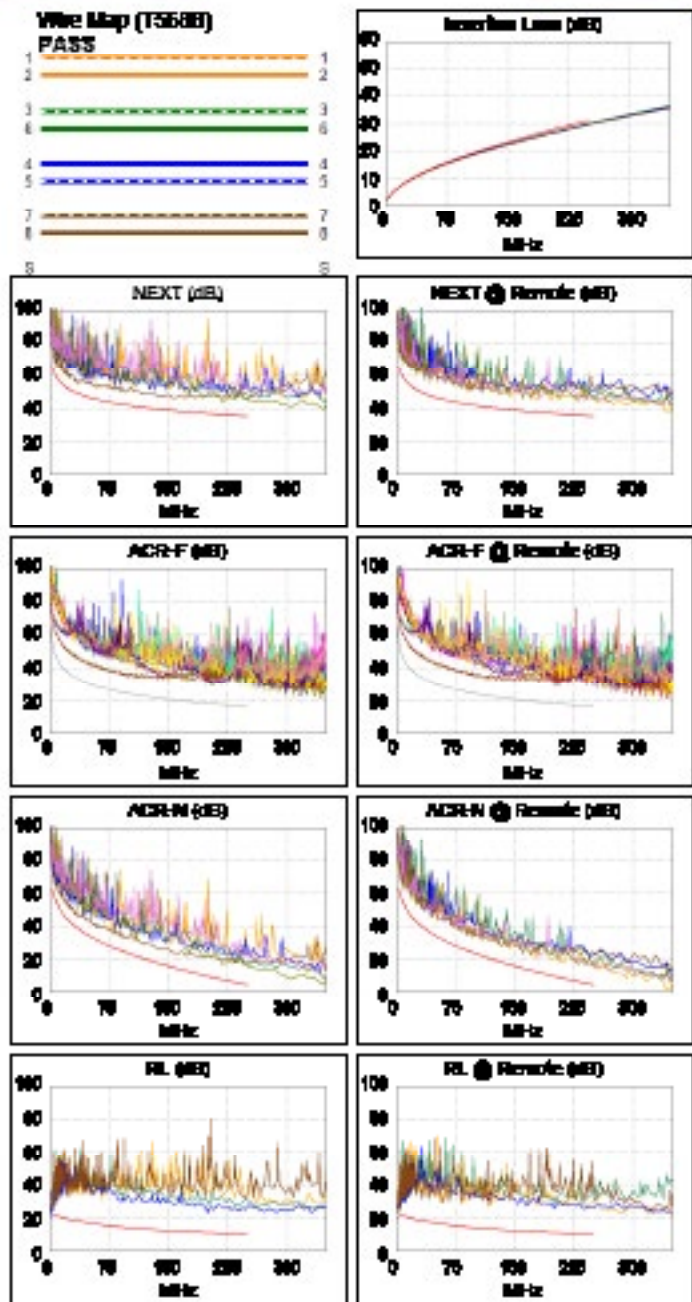

Date / Time: 06/21/2019 09:35:02 AM
Headroom 6.1 dB (NEXT 36-45)
Test Limit: TIA Cat 6 Perm. Link
Cable Type: Cat 6 U/UTP
NVP: 69.0%

Software Version: V6.0 Build 6
Limits Version: V7.0

Test Summary: PASS

Model: DSX-5000
Main S/N: 2405257
Remote S/N: 2420489
Main Adapter: DSX-PLA004
Remote Adapter: DSX-PLA004

Length (ft), Limit 285	[Pair 7B]	287
Prop. Delay (ns), Limit 498	[Pair 45]	459
Delay Skew (ns), Limit 44	[Pair 45]	21
Resistance (ohms)	[Pair 7B]	14.49
Insertion Loss Margin (dB)	[Pair 36]	1.0
Frequency (MHz)	[Pair 36]	250.0
Limit (dB)	[Pair 36]	31.1



Worst Case Margin Worst Case Value

PASS	MAIN	SR	MAIN	SR
Worst Pair	36-45	36-7B	36-7B	12-36
NEXT (dB)	8.1	7.5	7.0	8.7
Freq. (MHz)	35.5	161.0	219.0	250.0
Limit (dB)	49.1	35.5	38.3	35.3
Worst Pair	36	36	36	36
PS NEXT (dB)	8.2	7.7	8.2	8.7
Freq. (MHz)	219.0	178.5	219.0	250.0
Limit (dB)	33.7	35.1	33.7	32.7

PASS	MAIN	SR	MAIN	SR
Worst Pair	36-45	45-36	12-7B	7B-12
ACR-F (dB)	10.3	10.1	13.7	13.5
Freq. (MHz)	114.5	114.0	250.0	250.0
Limit (dB)	23.0	23.1	18.2	18.2
Worst Pair	36	36	36	36
PS ACR-F (dB)	12.1	11.3	14.0	13.5
Freq. (MHz)	118.0	139.0	214.5	202.0
Limit (dB)	19.8	18.3	14.6	15.1

PASS	MAIN	SR	MAIN	SR
Worst Pair	36-45	12-36	36-7B	12-36
ACR-N (dB)	8.4	8.3	10.0	9.7
Freq. (MHz)	35.5	143.5	248.5	250.0
Limit (dB)	38.4	16.8	4.4	4.2
Worst Pair	36	36	36	36
PS ACR-N (dB)	8.5	8.2	10.9	9.7
Freq. (MHz)	23.0	89.8	249.0	250.0
Limit (dB)	41.2	22.8	1.7	1.6

PASS	MAIN	SR	MAIN	SR
Worst Pair	12	45	45	45
RL (dB)	5.5	6.9	12.5	14.9
Freq. (MHz)	3.8	3.4	199.5	247.0
Limit (dB)	21.0	21.0	11.0	10.1

Compliant Methods (Automatic):
 10BASE-T 100BASE-TX 100BASE-T4
 100BASE-T ATM-25 ATM-51
 ATM-155 100VG-AnyLAN TR-4
 TR-16 Active TR-16 Passive



Cable ID: CLU 6A

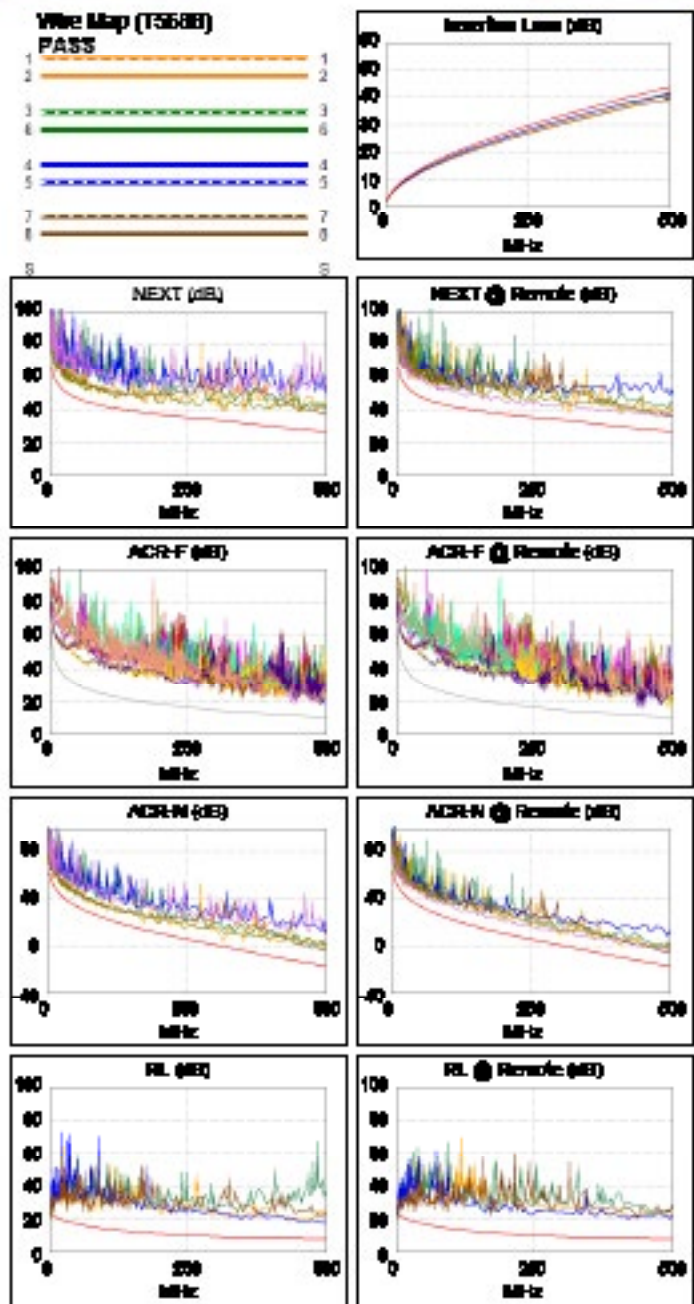

Date / Time: 06/21/2019 10:11:59 AM
Headroom 3.2 dB (NEXT 12-36)
Test Limit: TIA Cat 6A Perm. Link
Cable Type: Cat 6A U/UTP
NVP: 69.0%

Software Version: V6.0 Build 6
Limits Version: V7.0

Test Summary: PASS

Model: DSX-5000
Main S/N: 2405257
Remote S/N: 2420489
Main Adapter: DSX-PLA004
Remote Adapter: DSX-PLA004

Length (ft), Limit 285	[Pair 7B]	288
Prop. Delay (ns), Limit 498	[Pair 45]	421
Delay Skew (ns), Limit 44	[Pair 45]	15
Resistance (ohms)	[Pair 7B]	14.87
Insertion Loss Margin (dB)	[Pair 36]	2.0
Frequency (MHz)	[Pair 36]	488.0
Limit (dB)	[Pair 36]	43.7



Worst Case Margin Worst Case Value

PASS	MAIN	SR	MAIN	SR
Worst Pair	12-36	12-36	12-36	45-78
NEXT (dB)	3.2	4.5	3.2	8.1
Freq. (MHz)	314.0	313.0	314.0	478.0
Limit (dB)	33.3	33.4	33.3	27.4
Worst Pair	36	36	36	36
PS NEXT (dB)	4.5	5.8	9.2	8.8
Freq. (MHz)	314.0	313.0	482.0	482.0
Limit (dB)	30.7	30.8	25.3	24.0

PASS	MAIN	SR	MAIN	SR
Worst Pair	12-78	78-12	12-78	78-12
ACR-F (dB)	8.3	8.5	8.3	8.5
Freq. (MHz)	481.0	481.0	481.0	481.0
Limit (dB)	10.4	10.4	10.4	10.4
Worst Pair	78	12	78	12
PS ACR-F (dB)	10.8	8.9	11.1	8.9
Freq. (MHz)	445.0	481.0	481.0	481.0
Limit (dB)	8.2	7.4	7.4	7.4

NOA	MAIN	SR	MAIN	SR
Worst Pair	12-36	12-36	36-45	36-45
ACR-N (dB)	4.8	8.2	12.8	11.3
Freq. (MHz)	314.0	313.0	488.0	488.0
Limit (dB)	-0.2	-0.1	-18.9	-18.9
Worst Pair	36	36	36	45
PS ACR-N (dB)	8.2	7.5	13.0	11.0
Freq. (MHz)	314.0	313.0	488.0	488.0
Limit (dB)	-2.8	-2.7	-18.9	-18.8

PASS	MAIN	SR	MAIN	SR
Worst Pair	12	78	45	45
RL (dB)	4.8	3.7	9.4	11.8
Freq. (MHz)	4.0	4.0	488.0	428.0
Limit (dB)	21.0	21.0	8.0	8.0

Compliant Network Standards:
 10GBASE-T 10GBASE-TX 10GBASE-T4
 10GBASE-T 10GBASE-T ATM-25
 ATM-51 ATM-155 100VG-AnyLAN
 TR-4 TR-16 Active TR-16 Passive



Cable ID: CLU 6A B

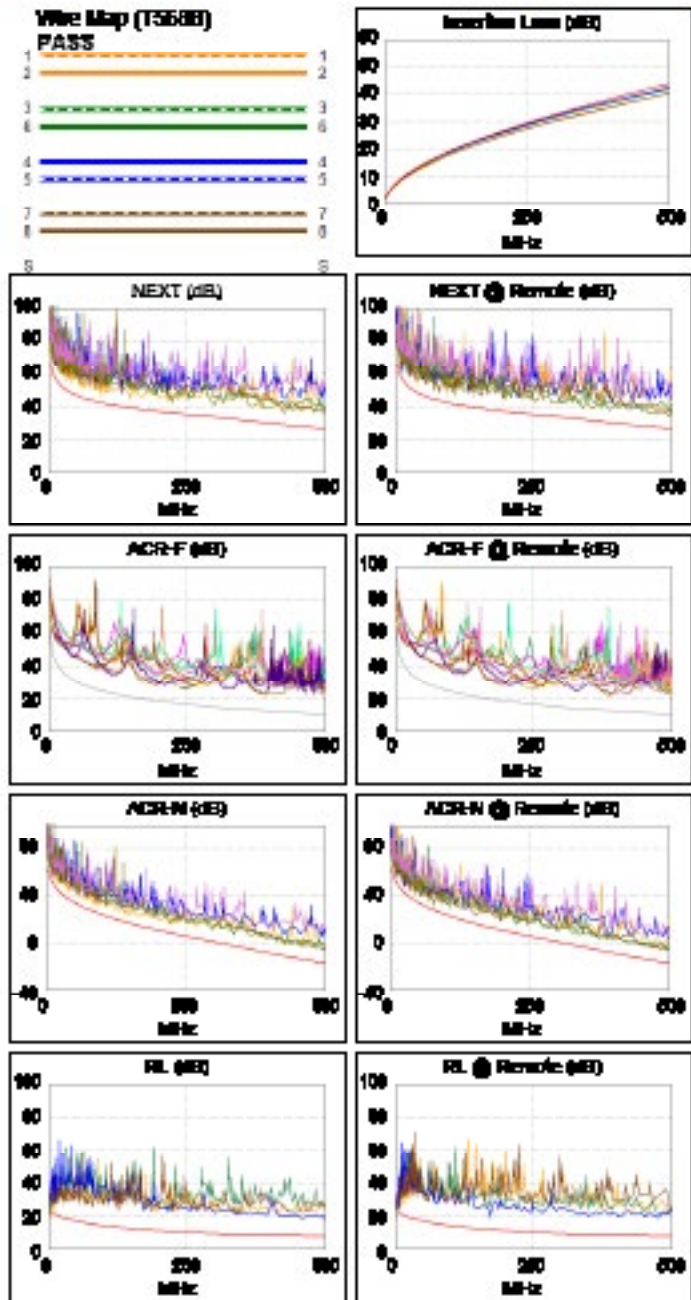

Date / Time: 06/20/2019 08:44:48 AM
Headroom 5.1 dB (NEXT 36-45)
Test Limit: TIA Cat 6A Perm. Link
Cable Type: Cat 6A U/UTP
NVP: 69.0%

Software Version: V6.0 Build 6
Limits Version: V7.0

Test Summary: PASS

Model: DSX-5000
Main S/N: 2405257
Remote S/N: 2420489
Main Adapter: DSX-PLA004
Remote Adapter: DSX-PLA004

Length (ft), Limit 285	[Pair 78]	286
Prop. Delay (ns), Limit 498	[Pair 45]	449
Delay Skew (ns), Limit 44	[Pair 45]	18
Resistance (ohms)	[Pair 36]	14.33
Insertion Loss Margin (dB)	[Pair 45]	1.2
Frequency (MHz)	[Pair 45]	465.0
Limit (dB)	[Pair 45]	43.8



Worst Case Margin Worst Case Value

PASS	MAIN	SR	MAIN	SR
Worst Pair	12-36	36-45	36-78	36-78
NEXT (dB)	5.9	5.1	6.1	7.5
Freq. (MHz)	147.5	79.3	429.0	494.0
Limit (dB)	39.1	43.5	28.9	28.8
Worst Pair	36	78	36	36
PS NEXT (dB)	5.8	6.4	9.2	8.3
Freq. (MHz)	223.0	69.0	500.0	494.0
Limit (dB)	33.5	41.9	23.8	23.9

PASS	MAIN	SR	MAIN	SR
Worst Pair	78-12	12-78	36-45	36-45
ACR-F (dB)	9.2	9.5	9.8	9.6
Freq. (MHz)	248.0	247.5	390.0	393.0
Limit (dB)	16.3	16.3	12.4	12.3
Worst Pair	36	36	36	78
PS ACR-F (dB)	10.8	10.9	10.6	13.0
Freq. (MHz)	386.0	196.5	398.0	488.0
Limit (dB)	9.5	15.3	9.5	7.4

NOA	MAIN	SR	MAIN	SR
Worst Pair	12-36	36-45	36-45	36-45
ACR-N (dB)	6.4	5.2	11.3	9.8
Freq. (MHz)	147.5	79.3	499.0	487.0
Limit (dB)	17.0	27.8	-17.0	-16.1
Worst Pair	36	36	36	36
PS ACR-N (dB)	6.5	6.8	11.1	10.4
Freq. (MHz)	223.0	69.0	500.0	497.0
Limit (dB)	5.8	27.2	-20.0	-19.7

PASS	MAIN	SR	MAIN	SR
Worst Pair	12	12	45	45
RL (dB)	4.4	5.1	10.7	11.2
Freq. (MHz)	3.8	3.8	460.0	470.0
Limit (dB)	21.0	21.0	8.0	8.0

Compliant Methods (Automatic):
 10BASE-T 10GBASE-TX 10GBASE-T4
 10GBASE-T 10GBASE-T ATM-25
 ATM-51 ATM-155 10DMG-AvgLim
 TR-4 TR-16 Active TR-16 Passive



EKSELANS BY ITS

EKSELANS by ITS

ITS Partner O.B.S. S.L

Av. Cerdanyola 79-81 Local C

08172 Sant Cugat del Vallès

Barcelona (España)

Tel: +34 93 583 95 43

info@ek.plus

www.ek.plus