



EKSELANS BY ITS

AX
WiFi SERIES

CLOUD
 **PRO**

**PROFESSIONAL RANGE
OF WI-FI ACCESS POINTS,
MANAGED POE SWITCHES,
CONTROLLERS, AND
CLOUD PLATFORM**



ENTER THE EK WORLD

ACCESS POINTS



AX 3000

331019

Indoor WiFi 6
access point



AX 3000P

331020


WiFi 6 access point for
indoor wall-mounted
installations



AX 3000LP

331021

Outdoor omnidirectional
WiFi 6 access point



SWITCH



SWG 24-AX

334201

24-port GE PoE+ managed switch with 4 SFP ports

CONTROLLER

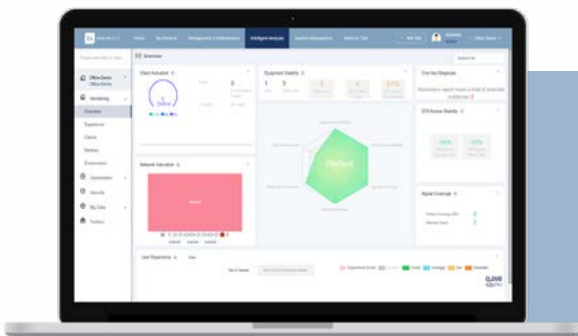


UC-AX

331022

Controller for WiFi networks

MOBILE APPLICATIONS



CLOUD



PRO
Unified Cloud-Based
WiFi Network
Management Platform

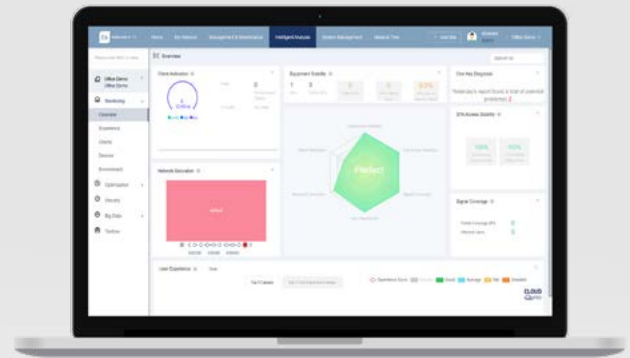
CLOUD PRO

**UNIFIED CLOUD-BASED WiFi NETWORK
MANAGEMENT PLATFORM**

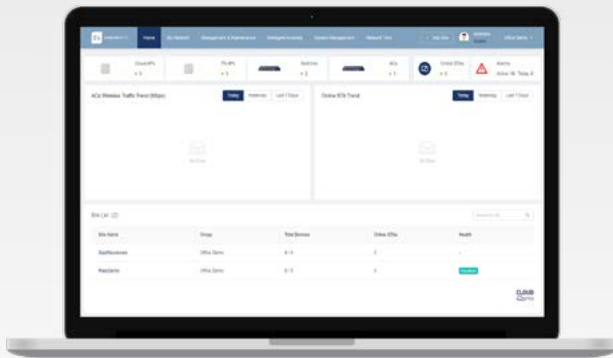
CLOUD PRO

UNIFIED CLOUD-BASED WiFi NETWORK MANAGEMENT PLATFORM

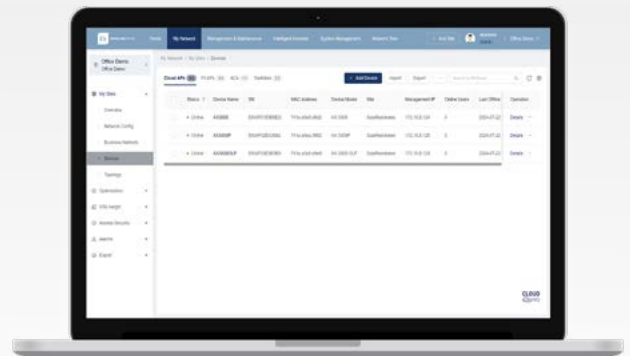
For more information:
<https://ek.plus/>



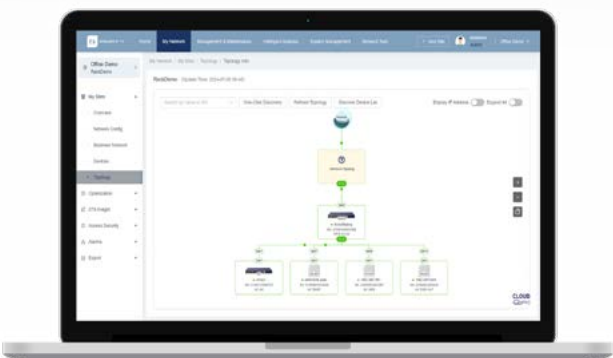
Enables the design, deployment, configuration, operation, and real-time analysis of WiFi networks



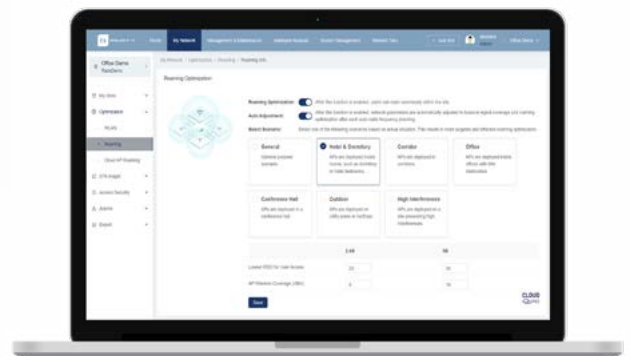
Management of all network devices: access points, switches, and controllers



Remote execution of monitoring and diagnostic tasks for device connection status, configuration deployment, firmware updates, equipment reboots, and more



Automatic network provisioning option with auto-identification of the network topology



Network optimization and smart roaming between devices

WiFi ACCESS POINTS



INDOOR WiFi 6 ACCESS POINT

Hardware

REFERENCE	AX 3000
Code	331019
802.11n	<p>Four spatial streams</p> <ul style="list-style-type: none"> - Radio 1 – 2.4 GHz: 2x2 MIMO, two spatial streams - Radio 2 – 5 GHz: 2x2 MIMO, two spatial streams <p>Channels:</p> <ul style="list-style-type: none"> - Radio 1 – 2.4 GHz: 20 MHz and 40 MHz - Radio 2 – 5 GHz: 20 MHz and 40 MHz <p>Combined peak data rate: 600 Mbps</p> <ul style="list-style-type: none"> - Radio 1 – 2.4 GHz: 6.5 Mbps to 300 Mbps (MCS0 to MCS15) - Radio 2 – 5 GHz: 6.5 Mbps to 300 Mbps (MCS0 to MCS31) <p>Radio technologies: Orthogonal Frequency-Division Multiplexing (OFDM)</p> <p>Modulation types: BPSK, QPSK, 16-QAM, 64-QAM</p> <p>Packet aggregation:</p> <ul style="list-style-type: none"> - Aggregate MAC Protocol Data Unit (A-MPDU) - Aggregate MAC Service Data Unit (A-MSDU) <p>Dynamic Frequency Selection (DFS) / Cyclic Delay/Shift Diversity (CDD/CSD) / Maximum Ratio Combining (MRC) / Space-Time Block Coding (STBC) / Low-Density Parity Check (LDPC) / Transmit beam-forming (TxBF)</p>
802.11ac	<p>Two spatial streams</p> <ul style="list-style-type: none"> - Radio 2 – 5 GHz: 2x2 MIMO, two spatial streams <p>Channels:</p> <ul style="list-style-type: none"> - Radio 2 – 5 GHz: 20 MHz, 40 MHz, 80 MHz, and 160 MHz <p>Combined peak data rate: 1.733 Gbps</p> <ul style="list-style-type: none"> - Radio 2 – 5 GHz: 6.5 Mbps to 1.733 Gbps (MCS0 to MCS9) <p>Radio technologies: Orthogonal Frequency-Division Multiplexing (OFDM)</p> <p>Modulation types: BPSK, QPSK, 16-QAM, 64-QAM, 256-QAM</p> <p>Packet aggregation:</p> <ul style="list-style-type: none"> - Aggregate MAC Protocol Data Unit (A-MPDU) - Aggregate MAC Service Data Unit (A-MSDU) <p>Dynamic Frequency Selection (DFS) / Cyclic Delay/Shift Diversity (CDD/CSD) / Maximum Ratio Combining (MRC) / Space-Time Block Coding (STBC) / Low-Density Parity Check (LDPC) / Transmit beam-forming (TxBF)</p>
802.11ax	<p>Four spatial streams</p> <ul style="list-style-type: none"> - Radio 1 – 2.4 GHz: 2x2 uplink/downlink MU-MIMO, two spatial streams - Radio 2 – 5 GHz: 2x2 uplink/downlink MU-MIMO, two spatial streams <p>Channels:</p> <ul style="list-style-type: none"> - Radio 1 – 2.4 GHz: 20 MHz and 40 MHz - Radio 2 – 5 GHz: 20 MHz, 40 MHz, 80 MHz, and 160 MHz <p>Combined peak data rate: 2.976 Gbps:</p> <ul style="list-style-type: none"> - Radio 1 – 2.4 GHz: 8.6 Mbps to 0.574 Gbps (MCS0 to MCS11) - Radio 2 – 5 GHz: 8.6 Mbps to 2.402 Gbps (MCS0 to MCS11) <p>Radio technologies: uplink/downlink Orthogonal Frequency-Division Multiple Access (OFDMA)</p> <p>Modulation types: BPSK, QPSK, 16-QAM, 64-QAM, 256-QAM, 1024-QAM</p> <p>Packet aggregation:</p> <ul style="list-style-type: none"> - Aggregate MAC Protocol Data Unit (A-MPDU) - Aggregate MAC Service Data Unit (A-MSDU) <p>Dynamic Frequency Selection (DFS) / Cyclic Delay/Shift Diversity (CDD/CSD) / Maximum Ratio Combining (MRC) / Space-Time Block Coding (STBC) / Low-Density Parity Check (LDPC) / Transmit beam-forming (TxBF) / WPA3</p>
Antennas	<p>Wi-Fi</p> <ul style="list-style-type: none"> - 2.4 GHz: two built-in omnidirectional smart antennas, the max. antenna gain is 3 dBi. - 5 GHz: two built-in omnidirectional smart antennas, the max. antenna gain is 3 dBi. <p>Bluetooth</p> <ul style="list-style-type: none"> - One onboard omnidirectional antenna, the max. antenna gain is 2.4 dBi.
Ports	<p>1 x 10/100/1000Base-T RJ45 Ethernet port with auto-negotiation</p> <p>1 x 2.5GE combo SFP port (10/100/1000Base-T electrical port), compatibility with 1GE SFP</p> <p>1 x RJ45 console port (serial console port)</p> <p>1 x Bluetooth 5.1</p>
Status LED	<p>1 x multi-color system status LED</p> <ul style="list-style-type: none"> - AP power-on status - Software initialization status and upgrade status - Uplink service interface status - Wireless user online status - CAPWAP tunnel timeout - Specific AP locating
Button	<p>1 x Reset button</p> <ul style="list-style-type: none"> - Press the button for shorter than 2 seconds. Then the device restarts. - Press the button for longer than 5 seconds. Then the device restores to factory settings.
Dimensions (W x D x H)	<p>Main unit: 220 mm x 220 mm x 49 mm (8.66 in. x 8.66 in. x 1.93 in.)</p> <p>Shipping: 507 mm x 319 mm x 278 mm (19.96 in. x 12.56 in. x 10.94 in.)</p>

AX 3000

- ✓ Dual-band WiFi (2.4 GHz + 5 GHz) IEEE 802.11b/g/n/ac/ax
- ✓ Maximum data speed up to 2.976 Gbps
- ✓ 4 spatial streams
- ✓ MU-MIMO and WMM systems
- ✓ Fast-Intelligent-Roaming (IEEE 802.11k/v/r)
- ✓ Maximum transmission power: 26dBm
- ✓ High WiFi network quality and efficiency (RF power adjustment and intelligent channel allocation)
- ✓ Local and remote management via CloudPRO
- ✓ 1Gbps connection via copper structured cabling (RJ45 connector) or 2.5Gbps via fiber optic (SFP)
- ✓ 48Vdc PoE IEEE802.3af power supply (alternative external PSU)
- ✓ Bluetooth 5.1
- ✓ High-security protocols (WPA2/802.1X, WPA3P/WPA3 Enterprise)



AX 3000



Weight	Main unit: 0.6 kg (1.33 lbs) Mounting bracket: 0.2 kg (0.44 lbs) Shipping: 1.04 kg (2.29 lbs)
Mounting	Wall/Ceiling-mount (a mounting bracket is delivered with the main unit)
Lock option	Kensington lock and securing latch
Input power supply	The AP supports the following two power supply modes: - 48 Vdc/0.6 A power input over DC connector. The DC connector accepts 2.1 mm/5.5 mm center-positive circular plug. A DC power supply needs to be purchased independently. - PoE input over LAN 1: The power source equipment (PSE) complies with IEEE 802.3af standard (PoE).
Power consumption	Maximum power consumption: 12.95 W - Vdc power: 12.95 W - 802.3bt (PoE+): 12.95 W - 802.3at (PoE+): 12.95 W - 802.3af (PoE): 12.95 W - Idle mode: 6 W
Environment	Storage temperature: -40°C to +70°C (-40°F to +158°F) Storage humidity: 0% RH to 95% RH (non-condensing) Operating temperature: -10°C to +50°C (14°F to 122°F) Operating humidity: 0% RH to 95% RH (non-condensing)
Max. transmit power	2.4 GHz: 26 dBm (398 mW) / 5 GHz: 26 dBm (398 mW)

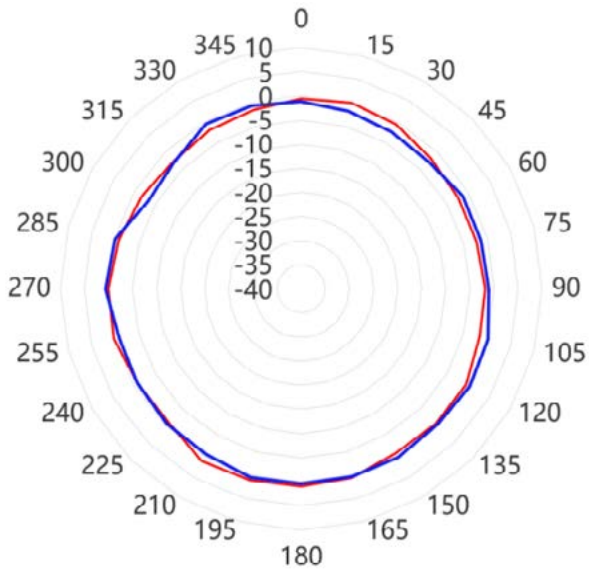
Software

WLAN	
Max. number of associated STAs	256 (up to 128 STAs per radio)
Max. number of BSSIDs	32 (up to 16 BSSIDs per radio)
WLAN service	Max. number of WLAN IDs: 16 Max. number of associated STAs per WLAN: 32
STA management	SSID hiding Each SSID can be configured with the authentication mode, encryption mechanism, and VLAN attributes independently. Remote Intelligent Perception Technology (RIPT) Intelligent STA identification technology Intelligent load balancing based on the STA quantity or traffic
STA limiting	SSID-based STA limiting Radio-based STA limiting
Bandwidth limiting	STA/SSID/AP-based rate limiting
CAPWAP	IPv4/IPv6 CAPWAP CAPWAP through NAT Encryption over CAPWAP data channels Encryption over CAPWAP control channels
Data forwarding	Centralized and local forwarding
Wireless roaming	Layer 2 and Layer 3 roaming
Wireless locating	MU device locating
Security and Authentication	
Authentication and encryption	Remote Authentication Dial-In User Service (RADIUS) PSK, PPSK, UPSK, PEAP and web authentication QR code-based guest authentication, SMS authentication, and MAC address bypass (MAB) authentication (used with RC-WS series ACs) Data encryption: WEP (64/128 bits), WPA-TKIP, WPA-PSK, WPA2-AES, WPA3-Individual, WPA3-Enterprise
Data frame filtering	Allowlist, static blocklist, and dynamic blocklist
WIDS	Rogue device discovery Optimization of rogue AP containment for all STA types Fuzzy containment SSID-based blocklist DDoS attack identification Automatic detection of STA attacks, and adding STAs to the blocklist when ICMP attacks or TCP SYN attacks are detected STA isolation

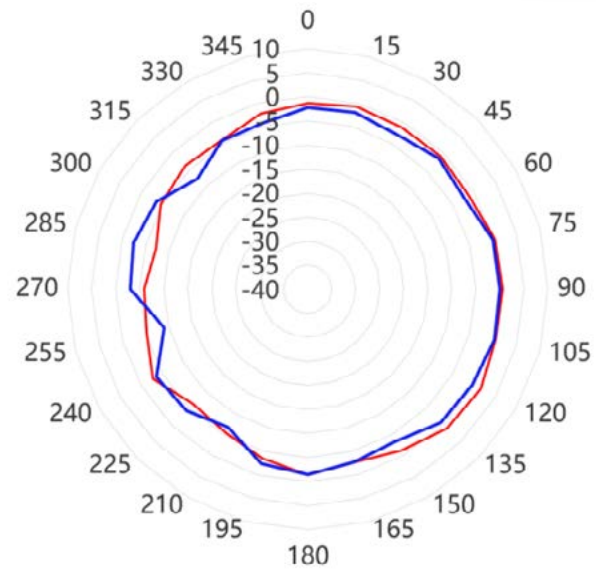
ACL	IP standard ACL, MAC extended ACL, IP extended ACL, and expert-level ACL IPv6 ACL Time range-based ACL ACL based on a Layer 2 interface ACL based on a Layer 3 interface Ingress ACL based on a wireless interface ACL Remark Dynamic ACL assignment based on 802.1X authentication (used with the AC)
CPP	CPU Protect Policy (CPP)
NFPP	Network Foundation Protection Policy (NFPP)
Routing and Switching	
MAC	Static and filtered MAC addresses MAC address table size: 1,024 Max. number of static MAC addresses: 1,024 Max. number of filtered MAC addresses: 1,024
Ethernet	Jumbo frame length: 1,518 Ethernet II frame format 1000M SFP ports 2.5GE interfaces
VLAN	Interface-based VLAN assignment Max. number of SVIs (IPv4): 200 Max. number of SVIs (IPv6): 200 Max. number of VLANs: 4,094 VLAN ID range: 1-4,094
ARP	ARP entry aging, gratuitous ARP learning, and proxy ARP Max. number of ARP entries: 1,024 ARP check
IPv4 services	Static and DHCP-assigned IPv4 addresses Max. number of IPv4 addresses configured on each Layer 3 interface: 200 NAT, FTP ALG and DNS ALG
IPv6 services	IPv6 addressing, Neighbor Discovery (ND), ICMPv6, IPv6 ping, IPv6 tracer IPv6 DHCP client
IP routing	IPv4/IPv6 static route Max. number of static IPv4 routes: 1,024 Max. number of static IPv6 routes: 1,000
Multicast	Multicast-to-unicast conversion
VPN	PPPoE client IPsec VPN
Network Management and Monitoring	
Network management	NTP server and NTP client SNTP client SNMPv1/v2c/v3 Fault detection and alarms Information statistics and logging
Network management platform	Direct connection via web management Remote connection via CloudPRO by EK
User access management	Console, Telnet, SSH, FTP client, FTP server, and TFTP client
Switchover among Fat, Fit, and cloud modes	When the AP works in Fit mode, it can be switched to Fat mode through a controller (UC AX) When the AP works in Fat mode, it can be switched to Fit mode through the console port or Telnet mode. When the AP works in cloud mode, it can be managed through CloudPRO by EK.

Antenna Pattern Plots

Horizontal Plane (Top View)

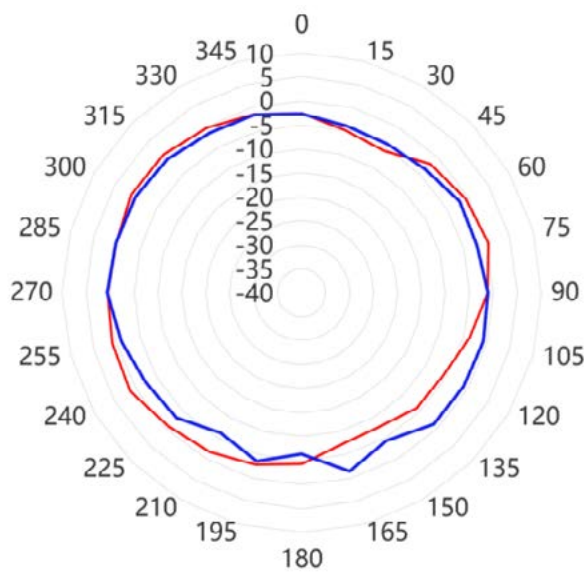


— 2.4 GHz Azimuth Plane Theta=60°
— 2.4 GHz Azimuth Plane Theta=90°

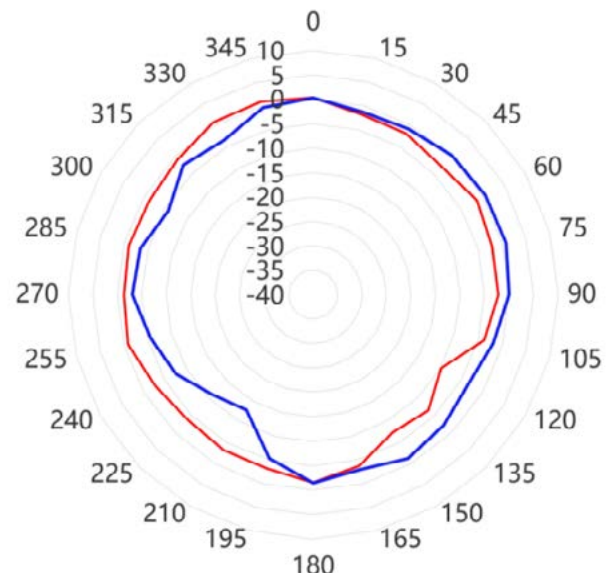


— 5 GHz Azimuth Plane Theta=60°
— 5 GHz Azimuth Plane Theta=90°

Vertical Plane (Side View, AP Facing Down)



— 2.4 GHz Azimuth Plane Phi=0°
— 2.4 GHz Azimuth Plane Phi=90°



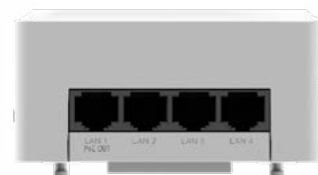
— 5 GHz Azimuth Plane Phi=0°
— 5 GHz Azimuth Plane Phi=90°

REFERENCE	AX 3000P
Code	331020
802.11n	<p>Four spatial streams Radio 1 – 2.4 GHz: 2x2 MIMO, two spatial streams Radio 2 – 5 GHz: 2x2 MIMO, two spatial streams Channels: Radio 1 – 2.4 GHz: 20 MHz and 40 MHz Radio 2 – 5 GHz: 20 MHz and 40 MHz Combined peak data rate: 600 Mbps Radio 1 – 2.4 GHz: 6.5 Mbps to 300 Mbps (MCS0 to MCS15) Radio 2 – 5 GHz: 6.5 Mbps to 300 Mbps (MCS0 to MCS15) Radio technologies: Orthogonal Frequency-Division Multiplexing (OFDM) Modulation types: BPSK, QPSK, 16-QAM, 64-QAM Packet aggregation: Aggregate MAC Protocol Data Unit (A-MPDU) Aggregate MAC Service Data Unit (A-MSDU) Dynamic Frequency Selection (DFS) Cyclic Delay/Shift Diversity (CDD/CSD) Maximum Ratio Combining (MRC) Space-Time Block Coding (STBC) Low-Density Parity Check (LDPC) Transmit beam-forming (TxBF)</p>
802.11ac	<p>Two spatial streams Radio 2 – 5 GHz: 2x2 MIMO, two spatial streams Channels: Radio 2 – 5 GHz: 20 MHz, 40 MHz, 80 MHz, and 160 MHz Combined peak data rate: 1.733 Gbps Radio 2 – 5 GHz: 6.5 Mbps to 1.733 Gbps (MCS0 to MCS9) Radio technologies: Orthogonal Frequency-Division Multiplexing (OFDM) Modulation types: BPSK, QPSK, 16-QAM, 64-QAM, 256-QAM Packet aggregation: Aggregate MAC Protocol Data Unit (A-MPDU) Aggregate MAC Service Data Unit (A-MSDU) Dynamic Frequency Selection (DFS) Cyclic Delay/Shift Diversity (CDD/CSD) Maximum Ratio Combining (MRC) Space-Time Block Coding (STBC) Low-Density Parity Check (LDPC) Transmit beam-forming (TxBF)</p>
802.11ax	<p>Four spatial streams Radio 1 – 2.4 GHz: 2x2 uplink/downlink MU-MIMO, two spatial streams Radio 2 – 5 GHz: 2x2 uplink/downlink MU-MIMO, two spatial streams Channels: Radio 1 – 2.4 GHz: 20 MHz and 40 MHz Radio 2 – 5 GHz: 20 MHz, 40 MHz, 80 MHz, and 160 MHz Combined peak data rate: 2.976 Gbps: Radio 1 – 2.4 GHz: 8.6 Mbps to 0.574 Gbps (MCS0 to MCS11) Radio 2 – 5 GHz: 8.6 Mbps to 2.402 Gbps (MCS0 to MCS11) Radio technologies: uplink/downlink Orthogonal Frequency-Division Multiple Access (OFDMA) Modulation types: BPSK, QPSK, 16-QAM, 64-QAM, 256-QAM, 1024-QAM Packet aggregation: Aggregate MAC Protocol Data Unit (A-MPDU) Aggregate MAC Service Data Unit (A-MSDU) Dynamic Frequency Selection (DFS) Cyclic Delay/Shift Diversity (CDD/CSD) Maximum Ratio Combining (MRC) Space-Time Block Coding (STBC) Low-Density Parity Check (LDPC) Transmit beam-forming (TxBF) WPA3</p>
Antennas	<p>Wi-Fi 2.4 GHz: two built-in omnidirectional antennas, the max. antenna gain is 4.6 dBi. 5 GHz: two built-in omnidirectional antennas, the max. antenna gain is 5.6 dBi. Bluetooth One onboard omnidirectional antenna, with the peak gain of 2.4 dBi</p>
Ports	<p>Uplink: 1 x 100/1000/2500Base-T Ethernet port with auto-negotiation, in compliance with IEEE 802.3af/at (PoE/PoE+). When powered by 802.3af (PoE), LAN 1 port cannot supply power to external devices. Downlink: 4 x 10/100/1000Base-T Ethernet ports with auto-negotiation. LAN 1 port can source 48 V/10 W power to external devices. 1 x micro USB console port 1 x Bluetooth 5.1</p>

WiFi 6 ACCESS POINT FOR INDOOR WALL-MOUNTED

AX 3000P

- ✓ Designed for wall mounting
- ✓ Dual-band WiFi (2.4 GHz + 5 GHz) IEEE 802.11b/g/n/ac/ax
- ✓ Maximum data rate of up to 2.976 Gbps
- ✓ 4 spatial streams
- ✓ MU-MIMO and WMM systems
- ✓ Fast-Intelligent-Roaming (IEEE 802.11k/v/r)
- ✓ Maximum transmission power 20dBm
- ✓ High-quality and efficient WiFi network (RF power adjustment and intelligent channel allocation)
- ✓ Local and remote management via CloudPRO
- ✓ 1Gbps connectivity via structured copper cabling (4 RJ45 ports)
- ✓ PoE power IEEE802.3af 48Vdc (alternatively via local power supply)
- ✓ 48Vdc PoE output through LAN1 port
- ✓ Bluetooth 5.1
- ✓ High-security protocols (WPA3-Personal, WPA3-Enterprise)



Status LED	1 x multi-color system status LED - AP power-on status - Software initialization status and upgrade status - Uplink service interface status - CAPWAP tunnel timeout - Specific AP locating
Button	1 x Reset button - Press the button for shorter than 2 seconds. Then the device restarts. - Press the button for longer than 5 seconds. Then the device restores to factory settings.
Dimensions (W x D x H)	Main unit: 86 mm x 170 mm x 43 mm (3.39 in. x 6.69 in. x 1.69 in.) Shipping: 104 mm x 187 mm x 69 mm (4.10 in. x 7.37 in. x 2.72 in.)
Weight	Main unit: 0.22 kg (0.49 lbs) Mounting bracket: 0.1 kg (0.22 lbs) Shipping: 0.31 kg (0.68 lbs)
Mounting	Installation in European and American standard junction boxes, and wall mounting (one mounting bracket is supplied with the product)
Lock option	Kensington lock
Input power supply	The AP supports the following two power supply modes: - 48 Vdc/0.6 A power input over DC connector: The DC connector accepts 2.1 mm/5.5 mm center-positive circular plug. A DC power supply needs to be purchased independently. - PoE input over the backplane interface: compliance with 802.3af/at standard (PoE/PoE+)
Power consumption	Maximum power consumption: 25 W Vdc power: 25 W, 2.4 GHz radio 2x2, 5 GHz radio 2x2, LAN 1 for PoE supply 802.3at (PoE+): 25 W, 2.4 GHz radio 2x2, 5 GHz radio 2x2, LAN 1 for PoE supply 802.3af (PoE): 15 W, 2.4 GHz radio 2x2, 5 GHz radio 2x2, LAN 1 port that fail to provide power for external devices (PoE out disabled of LAN 1 port disabled) Idle mode: 8 W
Environment	Storage temperature: -40°C to +70°C (-40°F to +158°F) Storage humidity: 5% RH to 95% RH (non-condensing) Operating temperature: -10°C to +45°C (14°F to 113°F) Operating humidity: 5% RH to 95% RH (non-condensing)
Max transmit power	2.4 GHz: 20 dBm (100 mW) 5 GHz: 20 dBm (100 mW)

Software

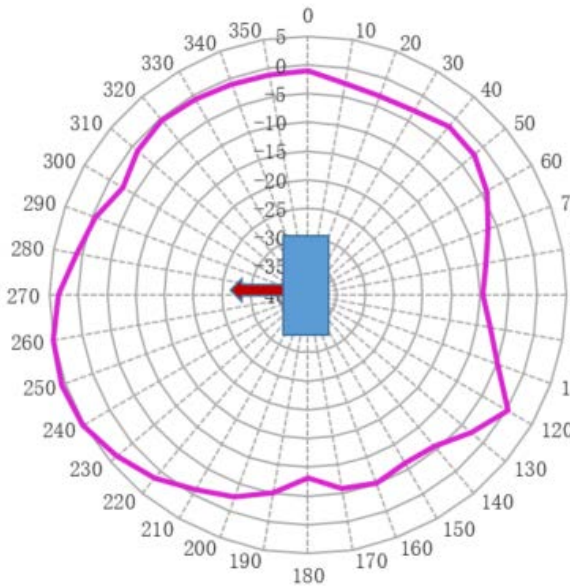
WLAN	
Max. number of associated STAs	256 (up to 128 STAs per radio)
Max. number of BSSIDs	32 (up to 16 BSSIDs per radio)
Max. number of WLAN IDs	16
STA management	SSID hiding Each SSID can be configured with the authentication mode, encryption mechanism, and VLAN attributes independently. Remote Intelligent Perception Technology (RIPT) Intelligent STA identification technology Intelligent load balancing based on the STA quantity or traffic Rate set settings
STA limiting	SSID-based STA limiting Radio-based STA limiting
Bandwidth limiting	STA/SSID/AP-based rate limiting
CAPWAP	IPv4/IPv6 CAPWAP Layer 2 and Layer 3 topology between an AP and an AC An AP can automatically discover the accessible AC. An AP can be automatically upgraded through the AC. An AP can automatically download the configuration file from the AC. CAPWAP through NAT MTU setting and fragmentation over CAPWAP tunnels Encryption over CAPWAP data channels Encryption over CAPWAP control channels
Data forwarding	Centralized and local forwarding
Wireless roaming	Layer 2 and Layer 3 roaming
Wireless locating	MU device locating
Security and Authentication	
Authentication and encryption	Remote Authentication Dial-In User Service (RADIUS) PSK and web authentication QR code-based guest authentication, SMS authentication, and MAC address bypass (MAB) authentication Data encryption: WEP (64/128 bits), WPA-TKIP, WPA-PSK, WPA2-AES, WPA3-Individual, WPA3-Enterprise

Data frame filtering	Allowlist, static blocklist, and dynamic blocklist
WIDS	Rogue device discovery Optimization of rogue AP containment for all STA types Fuzzy containment SSID-based blocklist DDoS attack identification Automatic detection of STA attacks, and adding STAs to the blocklist when ICMP attacks or TCP SYN attacks are detected STA isolation
ACL	IP standard ACL, MAC extended ACL, IP extended ACL, and expert-level ACL Time range-based ACL ACL based on a Layer 2 interface ACL based on a Layer 3 interface Ingress ACL based on a wireless interface Dynamic ACL assignment based on 802.1X authentication (used with the AC)
CPP	CPU Protect Policy (CPP)
NFPP	Network Foundation Protection Policy (NFPP)
Routing and Switching	
MAC	Static and filtered MAC addresses MAC address table size: 1,024 Max. number of static MAC addresses: 1,024 Max. number of filtered MAC addresses: 1,024
Ethernet	Jumbo frame length: 1,518 Full-duplex and half-duplex modes of interfaces IEEE802.1p and IEEE802.1Q
VLAN	Interface-based VLAN assignment Max. number of SVIs: 200 Max. number of VLANs: 4,094 VLAN ID range: 1-4,094
ARP	ARP entry aging and proxy ARP Max. number of ARP entries: 1,024 ARP check
IPv4 services	Static and DHCP-assigned IPv4 addresses Max. number of IPv4 addresses configured on each Layer 3 interface: 200 NAT, FTP ALG and DNS ALG
IPv6 services	IPv6 addressing, Neighbor Discovery (ND), ICMPv6, IPv6 ping, IPv6 tracer IPv6 DHCP client
IP routing	IPv4/IPv6 static route Max. number of static IPv4 routes: 1,024 Max. number of static IPv6 routes: 1,000
Multicast	Multicast-to-unicast conversion
VPN	PPPoE client IPsec VPN
Network Management and Monitoring	
Network management	NTP server and NTP client SNTP client SNMPv1/v2c/v3 Fault detection and alarm Information statistics and logging
Network management platform	Direct connection via web management Remote connection via CloudPRO by EK
User access management	Telnet and TFTP Management
Switchover among Fat, Fit, and cloud modes	When the AP works in Fit mode, it can be switched to Fat mode through an UC AX. When the AP works in Fat mode, it can be switched to Fit mode through the console port or Telnet mode. When the AP works in cloud mode, it can be managed through CloudPRO by EK.

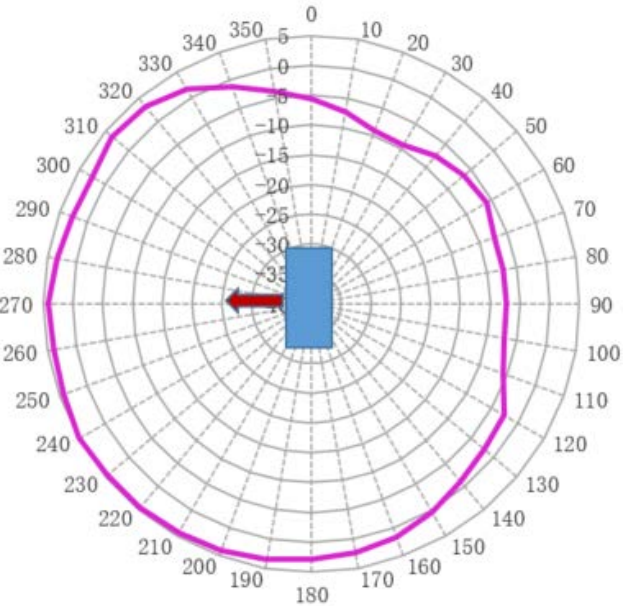
Antenna Pattern Plots

Horizontal Plane (Top View)

2.45G Wi-Fi XY plane (antenna2,3)

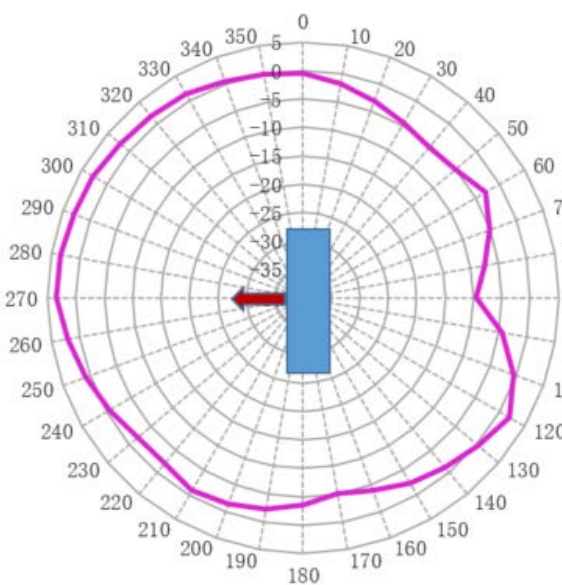


5.5G Wi-Fi XY plane (antenna2,3)

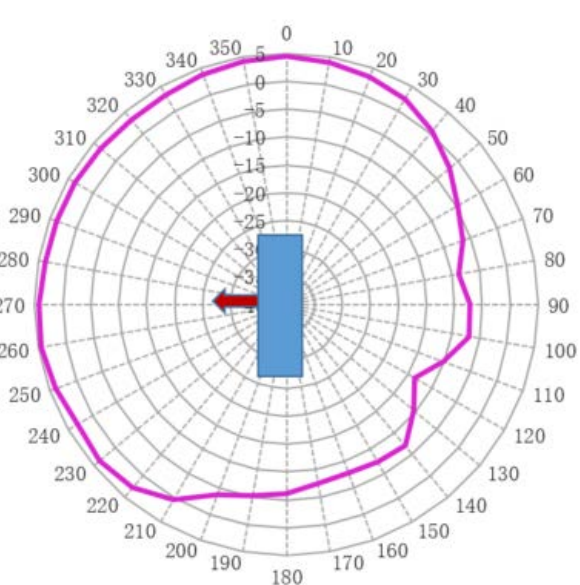


Vertical Plane (Side View, AP Facing Down)

2.45G Wi-Fi YZ plane (antenna2,3)

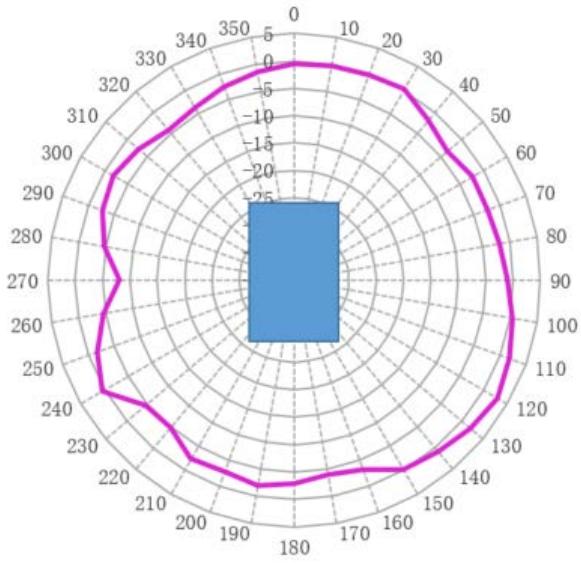


5.5G Wi-Fi YZ plane (antenna2,3)

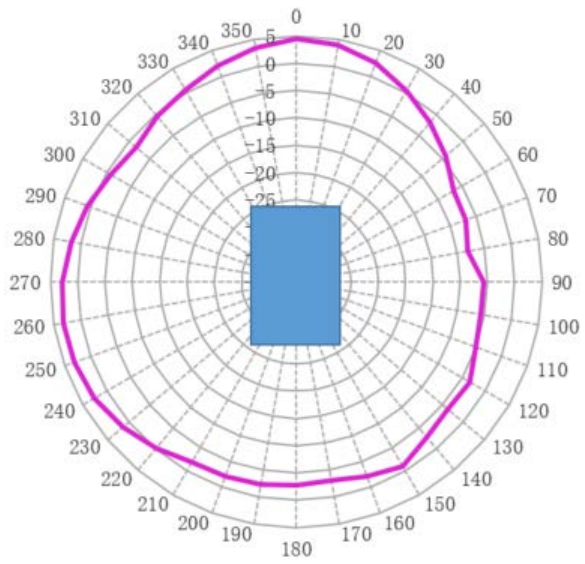


Vertical Plane (Front View)

2.45G Wi-Fi XZ plane (antenna2,3)



5.5G Wi-Fi XZ plane (antenna2,3)



Hardware

REFERENCE	AX 3000 OLP
Code	331021
802.11n	<p>Four spatial streams</p> <ul style="list-style-type: none"> - Radio 1 – 2.4 GHz: 2x2 MIMO, two spatial streams - Radio 2 – 5 GHz: 2x2 MIMO, two spatial streams <p>Channels:</p> <ul style="list-style-type: none"> - Radio 1 – 2.4 GHz: 20 MHz and 40 MHz - Radio 2 – 5 GHz: 20 MHz and 40 MHz <p>Combined peak data rate: 600Mbps</p> <ul style="list-style-type: none"> - Radio 1 – 2.4 GHz: 6.5 Mbps to 300 Mbps (MCS0 to MCS15) - Radio 2 – 5 GHz: 6.5 Mbps to 300 Mbps (MCS0 to MCS15) <p>Radio technologies: Orthogonal Frequency-Division Multiplexing (OFDM)</p> <ul style="list-style-type: none"> - Modulation types: BPSK, QPSK, 16-QAM, 64-QAM, 256-QAM <p>Packet aggregation:</p> <ul style="list-style-type: none"> - Aggregate MAC Protocol Data Unit (A-MPDU) - Aggregate MAC Service Data Unit (A-MSDU) - Dynamic Frequency Selection (DFS) - Cyclic Delay/Shift Diversity (CDD/CSD) - Maximum Ratio Combining (MRC) - Space-Time Block Coding (STBC) - Low-Density Parity Check (LDPC) - Transmit beam-forming (TxBF)
802.11ac	<p>Two spatial streams</p> <ul style="list-style-type: none"> - Radio 2 – 5 GHz: 2x2 MIMO, two spatial streams <p>Channels:</p> <ul style="list-style-type: none"> - Radio 2 – 5 GHz: 20 MHz, 40 MHz, 80 MHz, and 160 MHz <p>Combined peak data rate: 1.733 Gbps</p> <ul style="list-style-type: none"> - Radio 2 – 5 GHz: 6.5 Mbps to 1.733 Gbps (MCS0 to MCS9) <p>Radio technologies: Orthogonal Frequency-Division Multiplexing (OFDM)</p> <ul style="list-style-type: none"> - Modulation types: BPSK, QPSK, 16-QAM, 64-QAM, 256-QAM, 1024-QAM <p>Packet aggregation:</p> <ul style="list-style-type: none"> - Aggregate MAC Protocol Data Unit (A-MPDU) - Aggregate MAC Service Data Unit (A-MSDU) - Dynamic Frequency Selection (DFS) - Cyclic Delay/Shift Diversity (CDD/CSD) - Maximum Ratio Combining (MRC) - Space-Time Block Coding (STBC) - Low-Density Parity Check (LDPC) - Transmit beam-forming (TxBF)
802.11ax	<p>Four spatial streams</p> <ul style="list-style-type: none"> - Radio 1 – 2.4 GHz: 2x2 uplink/downlink MU-MIMO, two spatial streams - Radio 2 – 5 GHz: 2x2 uplink/downlink MU-MIMO, two spatial streams <p>Channels:</p> <ul style="list-style-type: none"> - Radio 1 – 2.4 GHz: 20 MHz and 40 MHz - Radio 2 – 5 GHz: 20 MHz, 40 MHz, 80 MHz, and 160 MHz <p>Combined peak data rate: 2.976 Gbps</p> <ul style="list-style-type: none"> - Radio 1 – 2.4 GHz: 8.6 Mbps to 0.574 Gbps (MCS0 to MCS11) - Radio 2 – 5 GHz: 8.6 Mbps to 2.402 Gbps (MCS0 to MCS11) <p>Radio technologies: uplink/downlink Orthogonal Frequency-Division Multiple Access (OFDMA)</p> <ul style="list-style-type: none"> - Modulation types: BPSK, QPSK, 16-QAM, 64-QAM, 256-QAM, 1024-QAM <p>Packet aggregation:</p> <ul style="list-style-type: none"> - Aggregate MAC Protocol Data Unit (A-MPDU) - Aggregate MAC Service Data Unit (A-MSDU) - Dynamic Frequency Selection (DFS) - Cyclic Delay/Shift Diversity (CDD/CSD) - Maximum Ratio Combining (MRC) - Space-Time Block Coding (STBC) - Low-Density Parity Check (LDPC) - Transmit beam-forming (TxBF) - WPA3
Antennas	<p>Wi-Fi</p> <ul style="list-style-type: none"> - 2.4 GHz: two built-in omnidirectional antennas, the max. antenna gain is 4 dBi. - 5 GHz: two built-in omnidirectional antennas, the max. antenna gain is 6 dBi. <p>Bluetooth</p> <ul style="list-style-type: none"> - One integrated vertically polarized omnidirectional antenna, the max. antenna gain is 5 dBi.
Ports	<p>1 x 100/1000Base-T RJ45 Ethernet port with auto-negotiation</p> <p>1 x 2.5GE SFP port</p> <p>1 x RJ45 console port</p> <p>1 x Bluetooth 5.0</p>
Status LED	<p>1 x multi-color system status LED</p> <ul style="list-style-type: none"> - AP power-on status - Software initialization status and upgrade status - Uplink service interface status - Wireless user online status - CAPWAP tunnel timeout - Specific AP locating - Three single-color signal strength LEDs: - Whether bridging is enabled - Whether bridging is successful - Wireless signal strength after successful bridging

OUTDOOR OMNIDIRECTIONAL WiFi 6 ACCESS POINT

AX 3000OLP

- ✓ Designed for outdoor installations (IP68)
- ✓ Dual-band WiFi (2.4 GHz + 5 GHz) IEEE 802.11b/g/n/ac/ax
- ✓ Maximum data speed up to 2.976 Gbps
- ✓ 4 spatial streams
- ✓ MU-MIMO and WMM systems
- ✓ Fast-Intelligent-Roaming (IEEE 802.11k/v/r)
- ✓ Maximum transmission power: 28dBm
- ✓ High WiFi network quality and efficiency (RF power adjustment and intelligent channel allocation)
- ✓ Local and remote management via CloudPRO
- ✓ 1Gbps connection via copper structured cabling (RJ45 connector) or 2.5Gbps via fiber optic (SFP)
- ✓ 48Vdc PoE power supply
- ✓ Bluetooth 5.1
- ✓ High-security protocols (WPA2/802.1X, WPA3P/WPA3 Enterprise)



Button	1 x Reset button Press the button for shorter than 2 seconds. Then the device restarts. Press the button for longer than 5 seconds. Then the device restores to factory settings.
Dimensions (W x D x H)	Main unit: 251 mm x 168 mm x 64 mm (9.88 in. x 6.61 in. x 2.52 in.) Shipping: 405 mm x 232 mm x 325 mm (15.94 in. x 9.13 in. x 12.80 in.)
Weight	Main unit: 1.0 kg (2.2 lbs) Mounting bracket: 0.9 kg (1.98 lbs) Shipping: 3.15 kg (6.94 lbs)
Mounting	Ceiling/Wall/Pole-mount (a mounting bracket is delivered with the main unit)
Input power supply	The AP supports the following two power supply modes: 48 Vdc DC/0.35 A power input over DC connector: The DC connector accepts the center-positive circular plug with the inner diameter of 2.0 mm (0.08 in.) or outer diameter of 6.3 mm (0.25 in.) and the length of 9.8 mm (0.39 in.). A DC power supply needs to be purchased independently. PoE input over ETH/PoE: The power source equipment (PSE) complies with IEEE 802.3af/at standard (PoE/PoE+).
Power consumption	Maximum power consumption: 12.95 W Vdc power: 12.95 W 802.3at (PoE+): 12.95 W 802.3af (PoE): 12.95 W Idle mode: 6.0 W
Environment	Storage temperature: -40°C to +85°C (-40°F to +185°F) Storage humidity: 0% RH to 100% RH (non-condensing) Storage altitude: < 5,000 m (16,404.20 ft.) at 25°C (77°F) Operating temperature: -40°C to +65°C (-40°F to +149°F) Operating humidity: 0% RH to 100% RH (non-condensing) Operating altitude: < 5,000 m (16,404.20 ft.) at 55°C (131°F)
IP Rating	IP68
Max transmit power	2.4 GHz Max. transmit power: 28 dBm (630.96 mW) Minimum transmit power: 10 dBm (10 mW) 5 GHz Max. transmit power: 28 dBm (630.96 mW) Minimum transmit power: 10 dBm (10 mW)

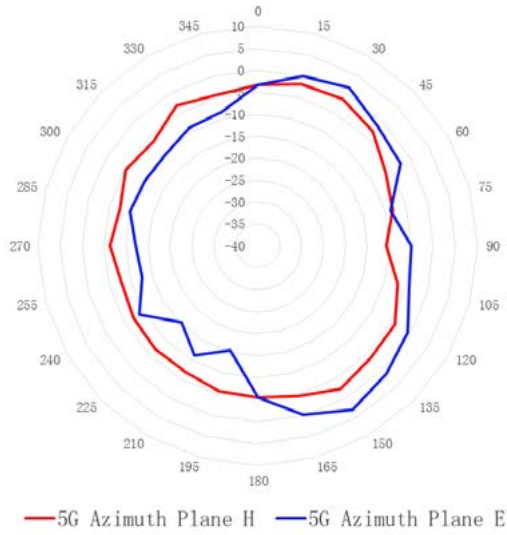
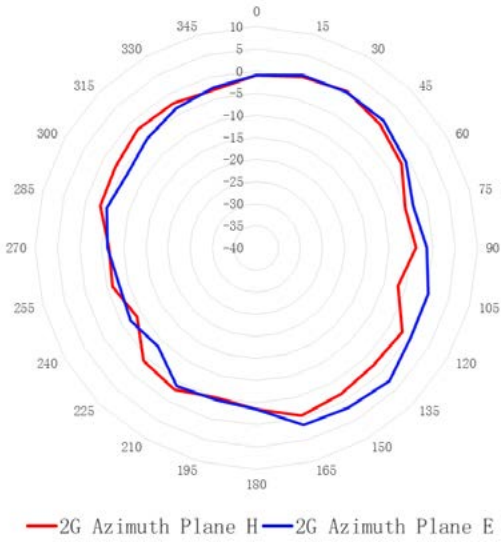
Software

WLAN	
Max. number of associated STAs	1024 (up to 512 STAs per radio)
Max. number of BSSIDs	32 (up to 16 BSSIDs per radio)
Max. number of WLAN IDs	16
STA management	SSID hiding Each SSID can be configured with the authentication mode, encryption mechanism, and VLAN attributes independently. Remote Intelligent Perception Technology (RIPT) Intelligent STA identification Intelligent load balancing based on the STA quantity or traffic
STA limiting	SSID-based STA limiting Radio-based STA limiting
Bandwidth limiting	STA/SSID/AP-based rate limiting
CAPWAP	IPv4/IPv6 CAPWAP Layer 2 and Layer 3 topology between an AP and an AC An AP can automatically discover the accessible AC. An AP can be automatically upgraded through the UC AX. An AP can automatically download the configuration file from the UC AX. CAPWAP through NAT
Data forwarding	Centralized and local forwarding
Wireless roaming	Layer 2 and Layer 3 roaming
Wireless locating	MU and TAG device locating
Security and Authentication	
Authentication and encryption	Remote Authentication Dial-In User Service (RADIUS) PSK and web authentication QR code-based guest authentication, SMS authentication, and MAC address bypass (MAB) authentication Data encryption: WEP (64/128 bits), WPA-TKIP, WPA-PSK, WPA2-AES, WPA3-Individual, WPA3-Enterprise
Data frame filtering	Allowlist, static blocklist, and dynamic blocklist

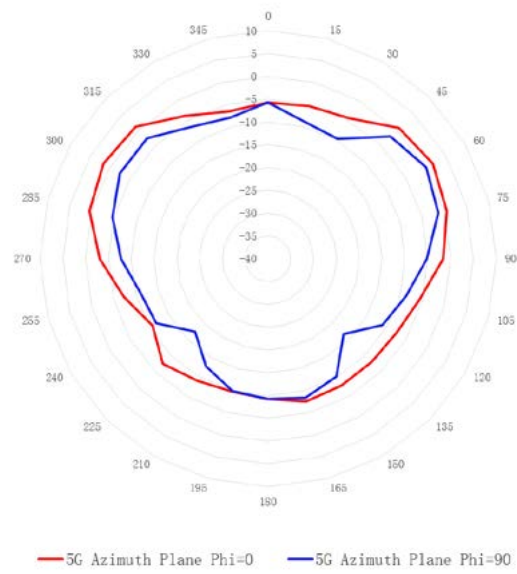
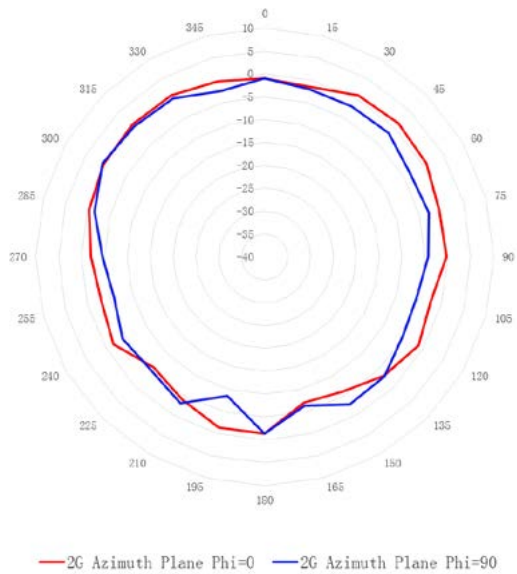
WIDS	Rogue device discovery Optimization of rogue AP containment for all STA types Fuzzy containment SSID-based blocklist DDoS attack identification Automatic detection of STA attacks, and adding STAs to the blocklist when ICMP attacks or TCP SYN attacks are detected STA isolation
ACL	IP standard ACL, MAC extended ACL, IP extended ACL, and expert-level ACL IPv6 ACL Time range-based ACL ACL based on a Layer 2 interface ACL based on a Layer 3 interface Ingress ACL based on a wireless interface Dynamic ACL assignment based on 802.1X authentication (used with the AC)
CPP	CPU Protect Policy (CPP)
NFPF	Network Foundation Protection Policy (NFPF)
Routing and Switching	
MAC	Static and filtered MAC addresses MAC address table size: 1,024 Max. number of static MAC addresses: 1,024 Max. number of filtered MAC addresses: 1,024
Ethernet	Jumbo frame length: 1,518 Ethernet II 1000M SFP ports modules 2.5G ports
VLAN	Interface-based VLAN assignment Layer 2 isolation of wired interfaces (including aggregate interfaces) within VLANs Max. number of SVIs: 191 Max. number of VLANs: 4,094 VLAN ID range: 1-4,094
ARP	ARP entry aging, gratuitous ARP learning, and proxy ARP Max. number of ARP entries: 1,024 Detection of IP address conflicts among downlink hosts ARP check
IPv4 services	Static and DHCP-assigned IPv4 addresses Maximum number of configured IPv4 addresses per Layer 3 interface: 200 NAT, FTP ALG, and DNS ALG
IPv6 services	IPv6 addressing, Neighbor Discovery (ND), IPv6 ND proxy, ICMPv6, IPv6 ping IPv6 DHCP client
IP routing	IPv4/IPv6 static route Max. number of static IPv4 routes: 1,024 Max. number of static IPv6 routes: 1,000
Multicast	Multicast-to-unicast conversion
VPN	PPPoE client IPsec VPN
Network Management and Monitoring	
Network management	NTP server and NTP client SNTP client SNMPv1/v2c/v3 Fault detection and alarm Information statistics and logging
Network management platform	Direct connection via web management Remote connection via CloudPRO by EK
User access management	Telnet, SSH, FTP client, FTP server, and TFTP client
Switchover among Fat, Fit, and cloud modes	When the AP works in Fit mode, it can be switched to Fat mode through a controller (UC AX) When the AP works in Fat mode, it can be switched to Fit mode through the console port or Telnet mode. When the AP works in cloud mode, it can be managed through CloudPRO by EK.

Antenna Pattern Plots

Horizontal Planes (Top View)



Vertical Planes (Side View, AP Facing Down)



MANAGED ETHERNET SWITCH

Hardware

REFERENCE	SWG 24 AX
Code	334201
Ports	
Fixed service port	24 x 10/100/1000M electrical ports supporting auto negotiation + 4 x 1GE SFP ports
System	
Switching capacity	56 Gbps
Packet forwarding rate	42 Mpps
Dimensions and Weight	
Dimensions (W x D x H)	440 mm x 260 mm x 44 mm (17.32 in. x 10.24 in. x 1.73 in.)
Power Supply and Consumption	
Rated input voltage	AC input: rated voltage range 100 Vdc to 240 Vdc, frequency 50/60 Hz
Maximum input voltage	AC input: rated voltage range 90 Vdc to 264 Vdc, frequency 50/60 Hz
Input voltage	High voltage DC (HVDC) input: input voltage range 192 V to 290 V
PoE power supply	24 x electrical ports supporting PoE and PoE+
Maximum output power of a PoE interface	Maximum PoE/PoE+ output power: 370 W
Environment and Reliability	
Fan monitoring	Fan speed adjustment and fault alarms
Operating temperature	0°C to 50°C (32°F to 122°F)
Storage temperature	-40°C to +70°C (-40°F to +158°F)
Operating humidity	10% to 90% RH
Storage humidity	5% to 95% RH
Operating altitude	-500 m to +5000 m (-1640.42 ft to +16404.20 ft)

Software

VLAN	4K VLANs Interface-based VLAN assignment MAC address-based VLAN assignment Protocol-based VLAN assignment Private VLAN Voice VLAN IP subnet-based VLAN CVRP
QinQ	Basic QinQ Selective QinQ
ACL	Standard IP ACL Extended IP ACL Extended MAC ACL (hardware ACL based on the source MAC address, destination MAC address, and optional Ethernet type) Time range-based ACL Expert-level ACL (hardware ACL based on flexible combinations of the VLAN ID, Ethernet type, MAC address, IP address, TCP/UDP port ID, protocol type, and time range) ACL 80 IPv6 ACL Global ACL ACL redirection
QoS	Rate limiting on an interface based on the ingress or egress Flow-based rate limiting on the ingress or egress 802.1p/DSCP/ToS traffic classification Eight priority queues per interface SP, WRR, DRR, SP+WFO, SP+WRR, SP+DRR, and RED/WRED scheduling
Mirroring	Common service interfaces and aggregate interfaces that can be configured as source and destination interfaces of mirroring 1:1, 1:N, N:1, and flow-based local and remote mirroring RSPAN and ERSPAN Cross-device traffic mirroring
DHCP	DHCP server DHCP client DHCP snooping DHCP relay IPv6 DHCP snooping IPv6 DHCP client IPv6 DHCP relay

SWITCH ETHERNET GESTIONABLE

SWG 24-AX

- ✓ 24 ports 1 Gbps with PoE+ output
- ✓ 4 SFP 1 Gbps ports
- ✓ Maximum PoE+ power: 370W
- ✓ 1U of 19" rack
- ✓ Layer 2+ features
- ✓ VLAN management, QinQ, ACL, QoS, mirroring, multicast, IGMP snooping, ...
- ✓ DHCP server
- ✓ Management through web interface, SNMP, CLI, SSH, ...
- ✓ High energy efficiency (IEEE 802.3az)
- ✓ Web management and remote via CloudPRO by EK



Layer 2 protocols	IEEE 802.3, IEEE 802.3u, IEEE 802.3z, IEEE 802.3x, IEEE 802.3ad, IEEE 802.1p, IEEE 802.1x, IEEE 802.3ab, IEEE 802.1Q (GVRP), IEEE 802.1d, IEEE 802.1w, IEEE 802.1s IEEE 802.1s, and IGMP snooping v1/v2
Security	3-tuple binding (IP address, MAC address, and interface) 3-tuple binding (IPv6 address, MAC address, and interface) Invalid MAC address filtering Interface- and MAC address-based 802.1X authentication MAC address bypass authentication (MAB) Portal and Portal 2.0 authentication ARP check DAI Trusted ARP ARP spoofing prevention Broadcast or multicast storm suppression Unknown multicast suppression and multicast bandwidth suppression Hierarchical management and password protection RADIUS and TACAS+ AAA (IPv4/IPv6) for device login management SSH and SSHv2.0 BPDU guard IP source guard CPP and NFPP Port protection
Cable diagnostics	Cable detection
Energy Efficient Ethernet (EEE)	IEEE 802.3az-compliant EEE: When EEE is enabled, power consumption of interfaces is significantly reduced.
Port sleeping	Port sleeping
PoE	IEEE 802.3af, IEEE 802.3at, and IEEE 802.3bt Automatic and energy-efficient power supply management modes Warm start to implement uninterrupted power supply Interface priority Compatibility with non-standard PDs Scheduled power-on/off of PoE interfaces
IP routing	IPv4/ IPv6 static route RIP, RIPng, OSPFv2, and OSPFv3 Routing policy
IPv6 Basic protocols	IPv6 addressing, Neighbor Discovery (ND), IPv6 ACL, ICMPv6, IPv6 ping, and IPv6 tracer
VSU features	VSU Local and remote stacking Cross-chassis link bundling within the stack
Zero Touch Provisioning (ZTP)	CWMP (TR-069) standard protocol
Management features	SNMP, CLI (Telnet/console), RMON, SSH, Syslog/debugging, NTP/SNTP, FTP, TFTP, web, sFlow and CloudPRO by EK

CONTROLLER FOR WiFi NETWORKS

CONTROLLER FOR WiFi NETWORKS

REFERENCE	UC-AX
Code	331022
Dimensions and Weight	
Physical Dimensions (W x D x H)	440 mm x 200 mm x 43.6 mm (excluding foot pad) (17.32 in. x 7.87 in. x 1.72 in.)
Rack Height	1 U
Weight	Net weight: 2.9 kg (6.39 lbs)
Port Specification	
Fixed Service Port	Six 10/100/1000Base-T Ethernet ports with auto-negotiation. Port 1 can serve as a management port. Two combo ports. When the electrical port works, 10/100/1000Base-T auto-negotiation is supported.
Fixed Management Port	One RJ45 console port Two USB ports
Status LED	One system status LED One power status LED 10 service port status LEDs
Button	One power switch One reset button
Power Supply and Consumption	
Max. Power Consumption	40W
Input Voltage	100V AC to 240V AC-50Hz to 60Hz
Output Voltage	12V/ 3.33A
Environment and Reliability	
Temperature	Operating temperature: -10°C to +40°C Storage temperature: -40°C to +70°C
Humidity	Operating humidity: 10% to 90% RH (non-condensing) Storage humidity: 5% to 95% RH (non-condensing)
Safety regulations	GB 4943.1 CE Marked, EN/IEC 62368-1 (replacing EN/IEC 60950-1) Low Voltage Directive 2014/35/EU
EMC regulations	EN 300 386, EN301 489, EN 55032 Class A, EN 55035, EN 61000-3-2, EN 61000-3-3, EN 61000-4-2, EN 61000-4-3, EN 61000-4-4, EN 61000-4-5, EN 61000-4-6, EN 61000-4-8, EN 61000-4-11

UC-AX

- ✓ High-Performance WiFi Controller
- ✓ Controls and manages medium to large networks both locally and remotely
- ✓ High-capacity load balancing
- ✓ Intelligent WiFi signal management (seamless roaming)
- ✓ Optimized for managing multicast services
- ✓ Supports high security and reliability standards
- ✓ Manages from 32 to 448 access points (*)
- ✓ 8 RJ45 ports or 6 RJ45 ports + 2 SFP ports

(*) Check conditions



UC-AX





EKSELANS BY ITS



www.ek.plus



[ek.plus](https://www.youtube.com/ek.plus)



[ekselansbyits](https://www.linkedin.com/company/ekselansbyits)

EKSELANS by ITS

ITS Partner O.B.S. S.L.U.

Av. Cerdanyola 79-81 Local C

08172 Sant Cugat del Vallès

Barcelona (Espanya)

Tel: +34 93 583 95 43

info@ek.plus

www.ek.plus